

A TOUCH OF SHADE

WHY  
NOT  
?

eurolflex 

VERANDA AWNINGS

tenda awning store markise toldo toldo	sporgenza max cm maximum projection cm maximale Ausladung cm avancée maximale cm salida máx cm saliência máxima cm	numero pagina page no. Seite Nr. page n° número de página página número
---	---	--

## GIANT

for projections up to 6 meters

DA VINCI	600 cm	138
DA VINCI PL	600 cm	141
DA VINCI COVER	600 cm	144
DA VINCI COVER PL	600 cm	147
BRUNELLESCHI	600 cm	150

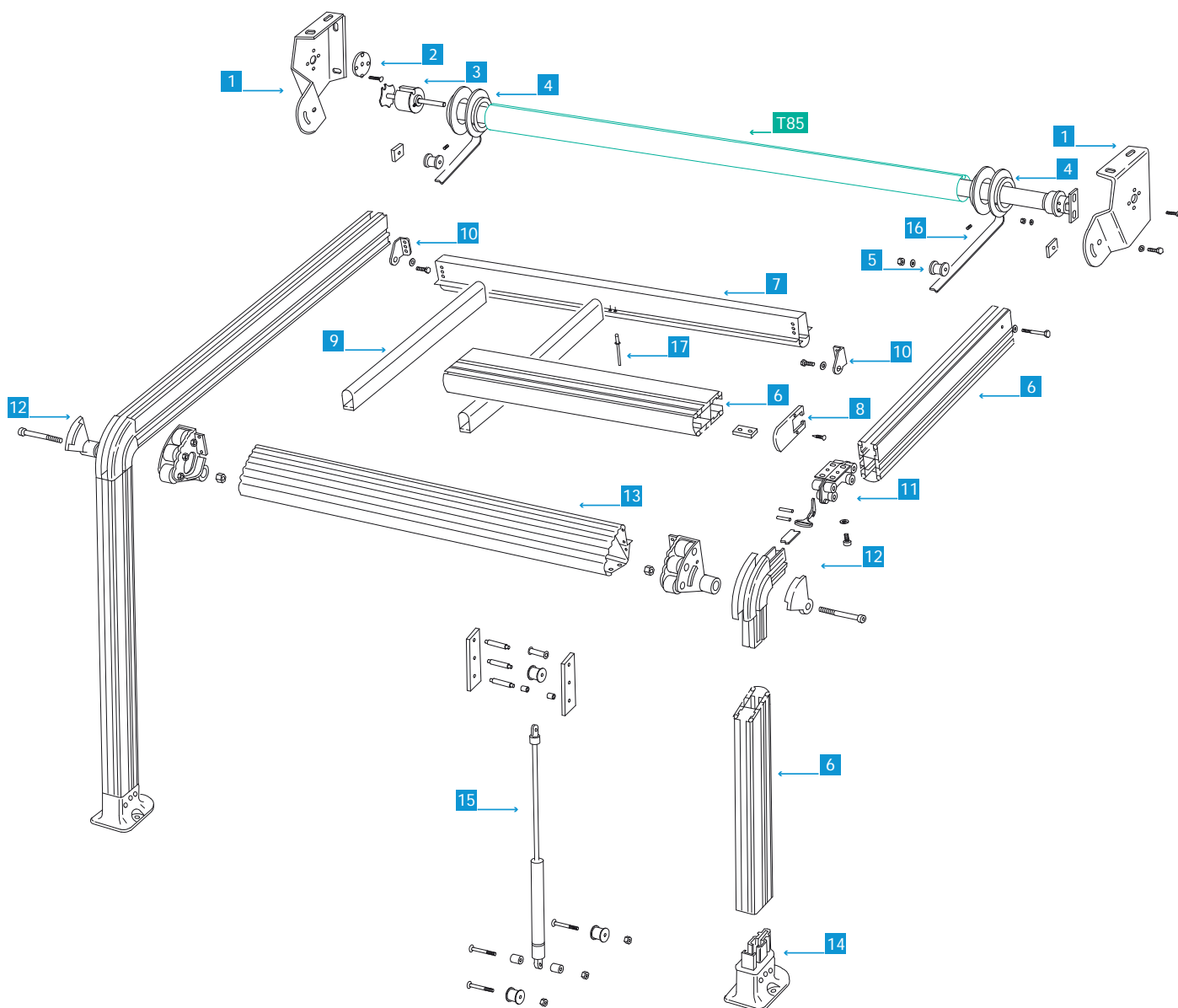
# DA VINCI

sporgenza max | max projection | maximale Ausladung  
avancée maximale | salida máx | saliència máxima







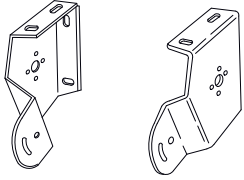

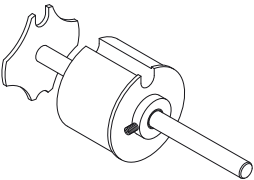
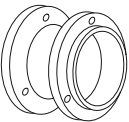
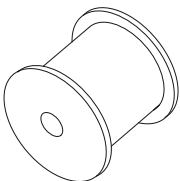

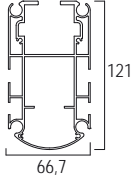
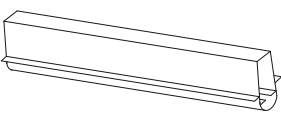
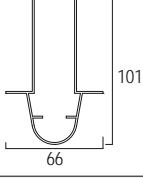
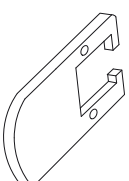
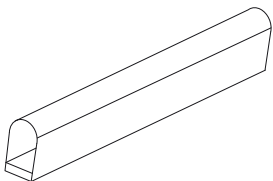
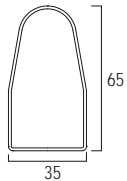
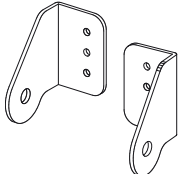
600 cm







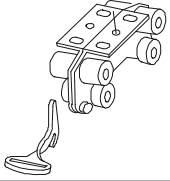
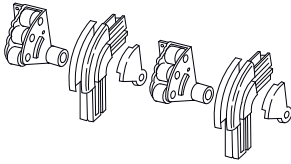
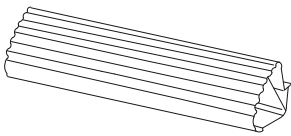
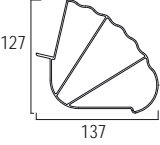
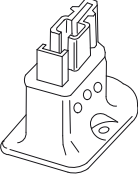

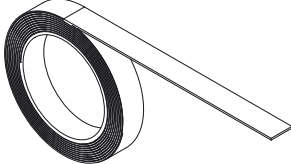



!  
FREQUENT  
COMPONENTS  
ON PAGE 248



AVAILABLE COLOURS   
RAL 9010

N°						
1		14XLWSLMO	<p>staffa laterale da vinci</p> <p>da vinci lateral bracket</p> <p>Seitenklammer zur Da Vinci Markise</p> <p>étrier latéral pour da vinci</p> <p>soporte lateral del da vinci</p> <p>estribo lateral da vinci</p>		1 CP	
2		14XLWBOAC	<p>boccola in acetlica Ø 12x70</p> <p>Ø 12x70 acetalic bushes</p> <p>Acetal-Hülse Ø 12x70</p> <p>douille acétal Ø 12x70</p> <p>buje de acetálica Ø 12x70</p> <p>acetal bucha Ø 12x70</p>		1 PZ	
3		15XLCPT85	<p>calotta in alluminio Ø 85 perno tondo regolabile</p> <p>85 Ø Aluminium cap with adjustable round pin</p> <p>einstellbarer Aluminiumdeckel Ø 85 Rundstift</p> <p>calotte en aluminium 85 Ø pivot rond réglable</p> <p>tapa de aluminio Ø 85 pines redondo regulable</p> <p>tampa de alumínio Ø 85 pino redondo ajustável</p>		1 PZ	
4		14XLWGH85	<p>ghiere Ø 85 per guida cinghia</p> <p>85 Ø threaded nut for belt guide</p> <p>Ringe Ø 85 für Riemen-Führung</p> <p>embout Ø 85 pour guide sangle</p> <p>anillos Ø 85 para guía de correa</p> <p>mostradores Ø 85 para condução de correa</p>		1 CP	
5		14XLWRINCI	<p>rullo rinvio cinghia</p> <p>belt pulley</p> <p>Walze für Riemen-Rückkehr</p> <p>rouleau de renvoi sangle</p> <p>rodillo correa de transmisión</p> <p>transmissão da correa rolo</p>		1 PZ	
6		14XLWGUIL5000 14XLWGUIL6000 14XLWGUIL7000	<p>guida e terminale da vinci</p> <p>da vinci guide and terminal profile</p> <p>Da Vinci Führung und Ende-Ausfallprofil</p> <p>guide et barre de charge da vinci</p> <p>guía y terminal da vinci</p> <p>guia e terminal da vinci</p>		500 cm 600 cm 700 cm	1 PZ
7		14XLWFRTRL4650 14XLWFRTRL5750 14XLWFRTRL7000	<p>frangitratta trasversale da vinci</p> <p>da vinci transverse windbreake</p> <p>durchquerender Windschott Da Vinci</p> <p>brise-vent transversal da vinci</p> <p>cortavientos transversal da vinci</p> <p>disjuntor cruzado da vinci</p>		465 cm 575 cm 700 cm	1 PZ
8		14XLWTAFFRO	<p>tappo frontale da vinci</p> <p>da vinci front cap</p> <p>Da Vinci Vorder-Deckel</p> <p>bouchon frontal da vinci</p> <p>capuchón frontal da vinci</p> <p>tampa frontal da vinci</p>		1 PZ	
9		14XLWFRVEL5000 14XLWFRVEL7000	<p>frangitratta verticale da vinci</p> <p>da vinci vertical windbreake</p> <p>vertikaler Windschott Da Vinci</p> <p>brise-vent vertical da vinci</p> <p>cortavientos vertical da vinci</p> <p>disjuntor verticais da vinci</p>		500 cm 700 cm	1 PZ
10		14XLWSPROL	<p>supporto profilo laterale da vinci</p> <p>da vinci lateral profile support</p> <p>Da Vinci-Seitenprofilsstütz</p> <p>support profil latéral da vinci</p> <p>soporte perfil lateral Da Vinci</p> <p>apoio perfil lateral da vinci</p>		1 CP	

N°							
11		14XLWCARR	carrello di scorrimento da vinci da vinci sliding trolley Gleitschlitten Da Vinci chariot à roulement da vinci carro de deslizamiento da vinci carrinho de rolagem da vinci		1 PZ		
12		14XLWCURLA	curva laterale da vinci da vinci lateral bend Da Vinci seitliche Kurve coude latéral da vinci curva lateral da vinci lado curva da vinci		1 CP		
13		14XLWFASCL4650 14XLWFASCL5750 14XLWFASCL6800	profilo fascione anteriore da vinci da vinci front band profile Da Vinci Vorderbinde-Profil profil bandeau antérieur perfil faja delantera da vinci perfil frontal de fáscia da vinci	 127 137	465 cm 575 cm 680 cm	1 PZ	
14		14XLWPIE	piedino con rullo da vinci da vinci foot with roll Da Vinci Fußchen mit Rollen pied avec rouleau da vinci pie con rodillos da vinci pé com rolo da vinci		1 PZ		
15		14XLWMOGA80 14XLWMOGA105	gruppo molla a gas gas spring with components Gasfeder-Gruppe ressort à gaz avec composants grupo resorte de gas grupo mola a gás	80 cm 105 cm	1 PZ		
16		14XLWCIN	cinghia per da vinci 20x0,9 20x0.9 belt for da vinci Da Vinci Riemen 20x0,9 sangle pour da vinci 20x0,9 correa para da vinci 20x0,9 correia da vinci 20x0,9		1 ML		
17		14XLRIVET	rivetto 4,8x10 4.8x10 rivet Niete 4,8x10 rivet 4,8x10 remache 4,8x10 rebite 4,8x10		1 PZ		

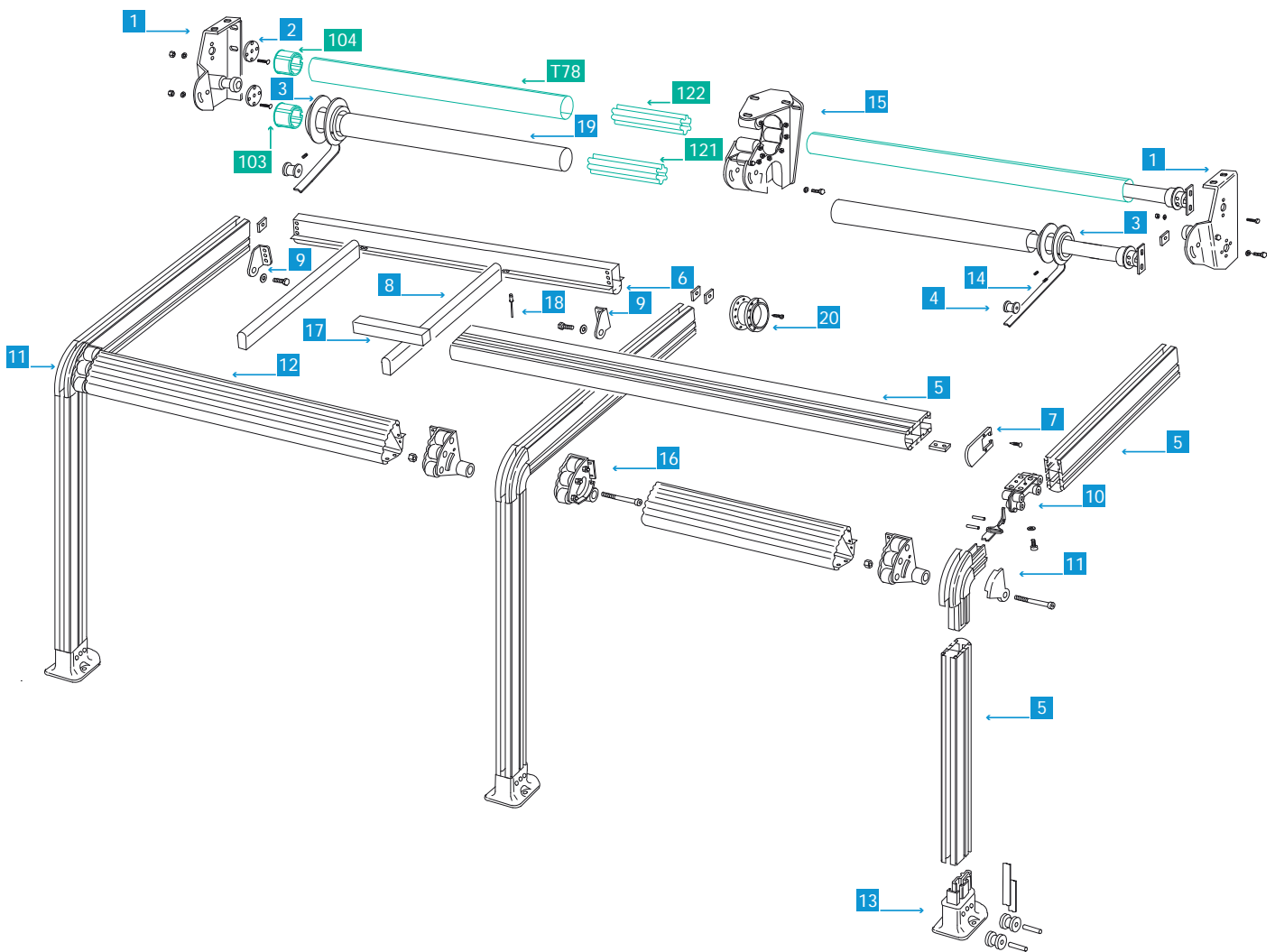
# DA VINCI PL

sporgenza max | max projection | maximale Ausladung  
avancée maximale | salida máx | saliência máxima







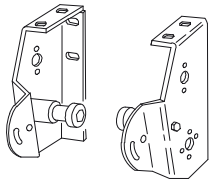

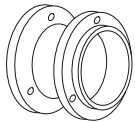
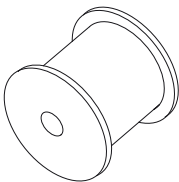

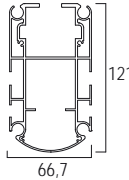
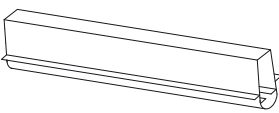
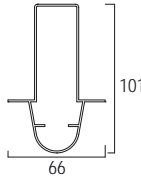
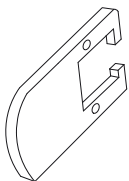
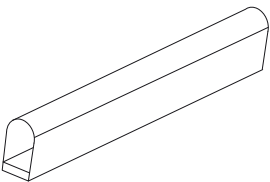

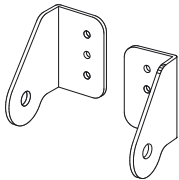
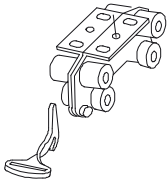
600 cm







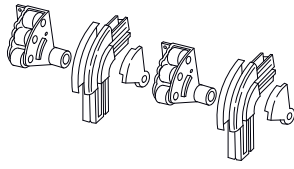
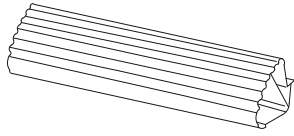

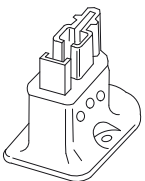
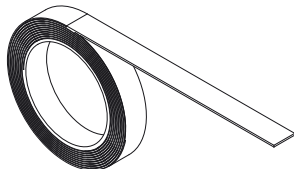
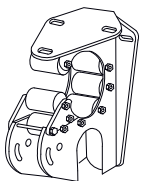
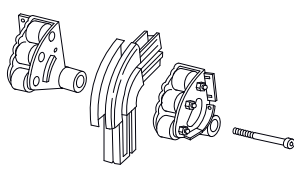
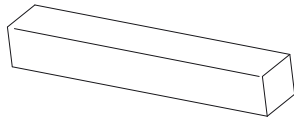
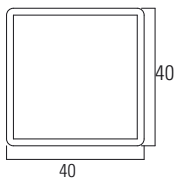

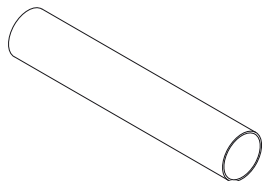
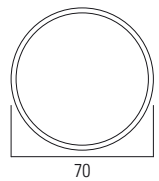
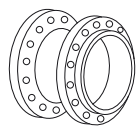


!  
FREQUENT  
COMPONENTS  
ON PAGE 248



AVAILABLE COLOURS   
RAL 9010

N° 					
1 	14XLWSLPL	staffa laterale da vinci plurimodulo da vinci multi-module lateral bracket Seitenklammer zur Da Vinci Merfach-Module étrier latéral pour module multiple da vinci soporte lateral del da vinci varios módulos estribo lateral da vinci plurimodulo			1 CP
2 	14XLWBOAC	boccola in acetale Ø 12x70 Ø 12x70 acetalic bushes Acetal-Hülse Ø 12x70 douille acétal Ø 12x70 buje de acetálica Ø 12x70 acetal bucha Ø 12x70			1 PZ
3 	14XLWGH71	ghiere Ø 71 Ø 71 threaded nut Ringe Ø 71 embout Ø 71 anillos Ø 71 mostradores Ø 71			1 CP
4 	14XLWRINCI	rullo rinvio cinghia belt pulley Walze für Riemen-Rückkehr rouleau de renvoi sangle rodillo correa de transmisión transmissão da correia rolo			1 PZ
5 	14XLWGUIL5000 14XLWGUIL6000 14XLWGUIL7000	guida e terminale da vinci da vinci guide and terminal profile Da Vinci Führung und Ende-Ausfallprofil guide et barre de charge da vinci guia y terminal da vinci guia e terminal da vinci		500 cm 600 cm 700 cm	1 PZ
6 	14XLWFRTRL4650 14XLWFRTRL5750 14XLWFRTRL7000	frangitratta trasversale da vinci da vinci transverse windbreake durchquerender Windschott Da Vinci brise-vent transversal da vinci cortavientos transversal da vinci disjuntor cruzado da vinci		465 cm 575 cm 700 cm	1 PZ
7 	14XLWTAFRO	tappo frontale da vinci da vinci front cap Da Vinci Vorder-Deckel bouchon frontal da vinci capuchón frontal da vinci tampa frontal da vinci			1 PZ
8 	14XLWFRVEL5000 14XLWFRVEL7000	frangitratta verticale da vinci da vinci vertical windbreake vertikaler Windschott Da Vinci brise-vent vertical da vinci cortavientos vertical da vinci disjuntor verticais da vinci		500 cm 700 cm	1 PZ
9 	14XLWSPROL	supporto profilo laterale da vinci da vinci lateral profile support Da Vinci-Seitenprofilsstütz support profil latéral da vinci soporte perfil lateral Da Vinci apoio perfil lateral da vinci			1 CP
10 	14XLWCARR	carrello di scorrimento da vinci da vinci sliding trolley Gleitschlitten Da Vinci chariot à roulement da vinci carro de deslizamiento da vinci carrinho de rolagem da vinci			1 PZ

N°						
11		14XLWCURLA	<p>curva laterale da vinci da vinci lateral bend Da Vinci seitliche Kurve coude latéral da vinci curva lateral da vinci lado curva da vinci</p>		1 CP	
12		14XLWFASCL4650 14XLWFASCL5750 14XLWFASCL6800	<p>profilo fascione anteriore da vinci da vinci front band profile Da Vinci Vorderbinde-Profil profil bandeau antérieur perfil faja delantera da vinci perfil frontal de fáscia da vinci</p>		465 cm 575 cm 680 cm	1 PZ
13		14XLWPIE	<p>pedino con rullo da vinci da vinci foot with roll Da Vinci Fußchen mit Rollen ped avec rouleau da vinci pie con rodillos da vinci pé com rolo da vinci</p>		1 PZ	
14		14XLWCIN	<p>cinghia per da vinci 20x0,9 20x0.9 belt for da vinci Da Vinci Riemen 20x0,9 sangle pour da vinci 20x0,9 correa para da vinci 20x0,9 correa da vinci 20x0,9</p>		1 ML	
15		14XLWSCEPL	<p>staffa centrale da vinci plurimodulo da vinci multi-module central support Zentralhalter für Da Vinci Merfach-Module support central module multiple da vinci soporte central da vinci varios módulos estribo central da vinci plurimodulo</p>		1 PZ	
16		14XLWCURNTR	<p>curva centrale da vinci da vinci central bend Zentralkurve Da Vinci coude central da vinci curva céntrica da vinci curva central da vinci</p>		1 PZ	
17		14XLWGIUN	<p>giunzione 40x40 per frontale da vinci 40x40 da vinci frontal bar joint Kupplung 40x40 für Da Vinci Vorderbinde-Profil jonction 40x40 pour barre frontale da vinci brida 40X40 para la parte delantera da vinci junção de 40x40 dianteira da vinci</p>		1 PZ	
18		14XLRIVET	<p>rivetto 4,8x10 4.8x10 rivet Niete 4,8x10 rivet 4,8x10 remache 4,8x10 rebite 4,8x10</p>		1 PZ	
19		14XLTEFRAL4000 14XLTEFRAL5000 14XLTEFRAL6000 14XLTEFRAL7000	<p>tubo frangivento Ø 70 Ø 70 windbreaker tube Windbrecher-Rohr Ø 70 tube brise-vent Ø 70 tubo cortaviento Ø 70 tubo quebra-vento Ø 70</p>		400 cm 500 cm 600 cm 700 cm	1 PZ
20		14XLWGH	<p>ghiere Ø 71 per staffa centrale da vinci PL Ø 71 threaded nut for da vinci multi-module central support Ringe Ø 71 für Da Vinci PL Zentralhalter embout Ø 71 pour support central module multiple da vinci anillos Ø 71 para soporte central da vinci PL mostradores Ø 71 para estribo central</p>		1 CP	



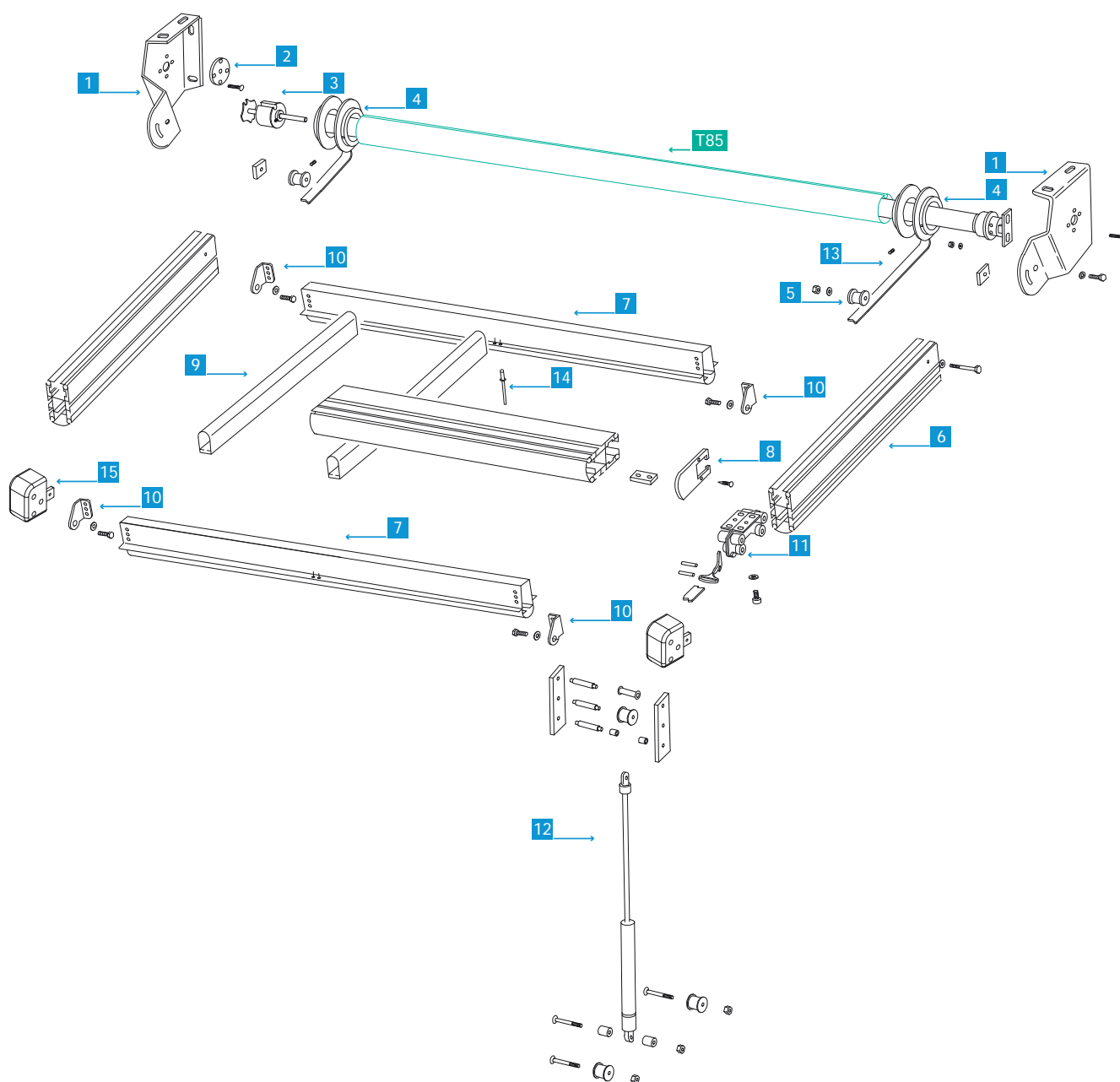
# DA VINCI COVER

sporgenza max | max projection | maximale Ausladung  
avancée maximale | salida máx | saliência máxima

600 cm







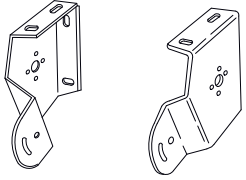

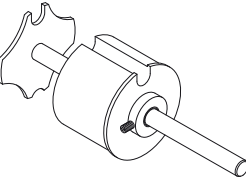
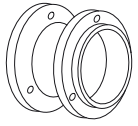
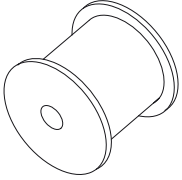

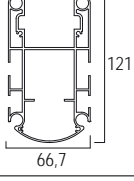
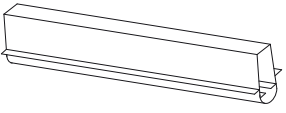
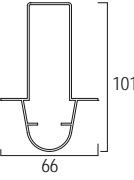
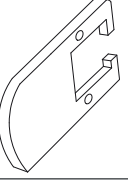
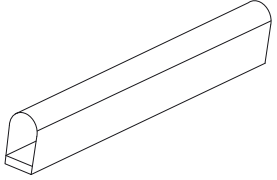
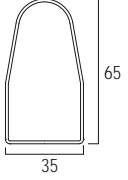
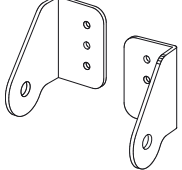








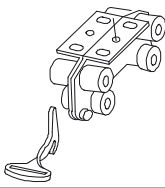

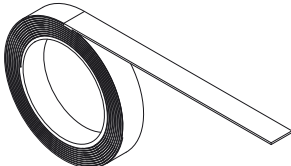

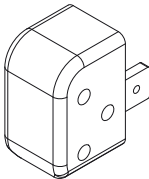
!  
FREQUENT  
COMPONENTS  
ON PAGE 248



AVAILABLE COLOURS

RAL 9010

N°						
1		14XLWSLMO	<p>staffa laterale da vinci</p> <p>da vinci lateral bracket</p> <p>Seitenklammer zur Da Vinci Markise</p> <p>étrier latéral pour da vinci</p> <p>soporte lateral del da vinci</p> <p>estribo lateral da vinci</p>		1 CP	
2		14XLWBOAC	<p>boccola in acetilica Ø 12x70</p> <p>Ø 12x70 acetalic bushes</p> <p>Acetal-Hülse Ø 12x70</p> <p>douille acétal Ø 12x70</p> <p>buje de acetálica Ø 12x70</p> <p>acetal bucha Ø 12x70</p>		1 PZ	
3		15XLCPT85	<p>calotta in alluminio 85 Ø perno tondo regolabile</p> <p>85 Ø Aluminium cap with adjustable round pin</p> <p>einstellbarer Aluminiumdeckel Ø 85 Rundstift</p> <p>calotte en aluminium 85 Ø pivot rond réglable</p> <p>tapa de aluminio Ø 85 pines redondo regulable</p> <p>tampa de alumínio Ø 85 pino redondo ajustável</p>		1 PZ	
4		14XLWGH85	<p>ghiere Ø 85 per guida cinghia</p> <p>85 Ø threaded nut for belt guide</p> <p>Ringe Ø 85 für Riemen-Führung</p> <p>embout Ø 85 pour guide sangle</p> <p>anillos Ø 85 para guía de correa</p> <p>mostradores Ø 85 para condução de correa</p>		1 CP	
5		14XLWRINCI	<p>rullo rinvio cinghia</p> <p>belt pulley</p> <p>Walze für Riemen-Rückkehr</p> <p>rouleau de renvoi sangle</p> <p>rodillo correa de transmisión</p> <p>transmissão da correa rolo</p>		1 PZ	
6		14XLWGUIL5000 14XLWGUIL6000 14XLWGUIL7000	<p>guida e terminale da vinci</p> <p>da vinci guide and terminal profile</p> <p>Da Vinci Führung und Ende-Ausfallprofil</p> <p>guide et barre de charge da vinci</p> <p>guía y terminal da vinci</p> <p>guia e terminal da vinci</p>		500 cm 600 cm 700 cm	1 PZ
7		14XLWFRTRL4650 14XLWFRTRL5750 14XLWFRTRL7000	<p>frangitratta trasversale da vinci</p> <p>da vinci transverse windbreake</p> <p>durchquerender Windschott Da Vinci</p> <p>brise-vent transversal da vinci</p> <p>cortavientos transversal da vinci</p> <p>disjuntor cruzado da vinci</p>		465 cm 575 cm 700 cm	1 PZ
8		14XLWTAFRO	<p>tappo frontale da vinci</p> <p>da vinci front cap</p> <p>Da Vinci Vorder-Deckel</p> <p>bouchon frontal da vinci</p> <p>capuchón frontal da vinci</p> <p>tampa frontal da vinci</p>		1 PZ	
9		14XLWFRVEL5000 14XLWFRVEL7000	<p>frangitratta verticale da vinci</p> <p>da vinci vertical windbreake</p> <p>vertikaler Windschott Da Vinci</p> <p>brise-vent vertical da vinci</p> <p>cortavientos vertical da vinci</p> <p>disjuntor verticais da vinci</p>		500 cm 700 cm	1 PZ
10		14XLWSPROL	<p>supporto profilo laterale da vinci</p> <p>da vinci lateral profile support</p> <p>Da Vinci-Seitenprofilsstütz</p> <p>support profil latéral da vinci</p> <p>soporte perfil lateral Da Vinci</p> <p>apoio perfil lateral da vinci</p>		1 CP	

N°						
11		14XLWCARR	carrello di scorrimento da vinci da vinci sliding trolley Gleitschlitten Da Vinci chariot à roulement da vinci carro de deslizamiento da vinci carrinho de rolagem da vinci		1 PZ	
12		14XLWMOGA80 14XLWMOGA105	gruppo molla a gas gas spring with components Gasfeder-Gruppe ressort à gaz avec composants grupo resorte de gas grupo mola a gás	80 cm 105 cm	1 PZ	
13		14XLWCIN	cinghia per da vinci 20x0,9 20x0.9 belt for da vinci Da Vinci Riemen 20x0,9 sangle pour da vinci 20x0,9 correa para da vinci 20x0,9 correia da vinci 20x0,9		1 ML	
14		14XLRIVET	rivetto 4,8x10 4.8x10 rivet Niete 4,8x10 rivet 4,8x10 remache 4,8x10 rebite 4,8x10		1 PZ	
15		14XLWRIN	rinvio copertura da vinci return for coverage da vinci Verlegung für Da Vinci Deckung renvoi couverture da vinci pieza para cobertura da vinci pieza para cobertura da vinci		1 PZ	

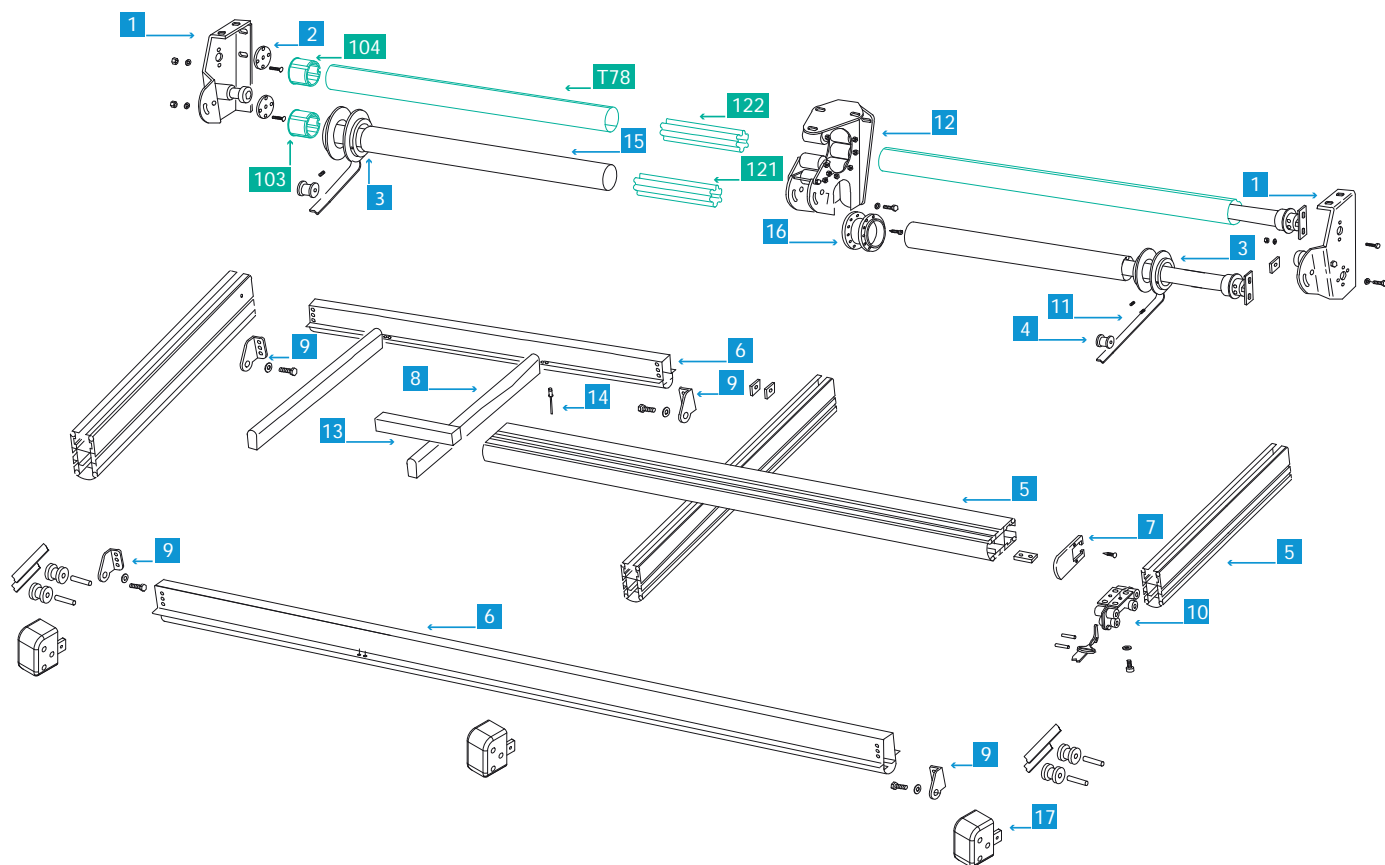
# DA VINCI COVER PL

sporgenza max | max projection | maximale Ausladung  
avancée maximale | salida máx | saliência máxima

600 cm









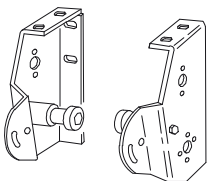
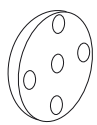
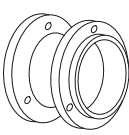
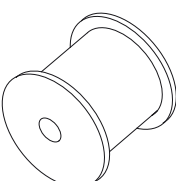

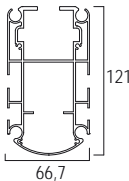
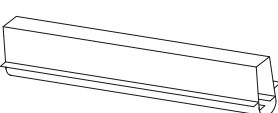
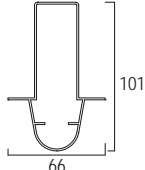
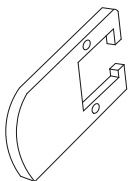
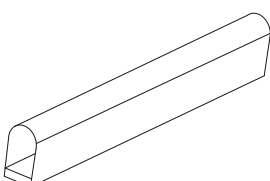
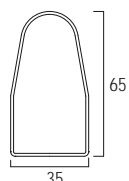
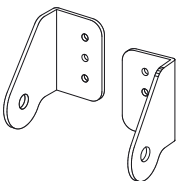
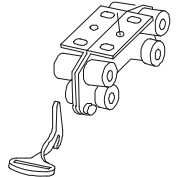
!  
FREQUENT  
COMPONENTS  
ON PAGE 248







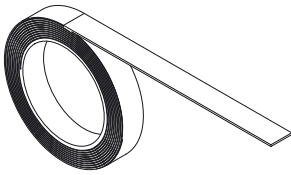
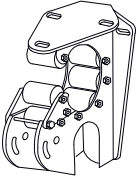
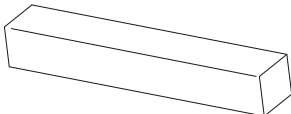
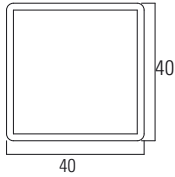

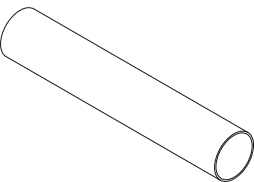
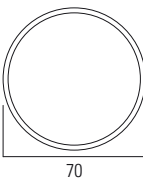
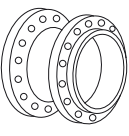
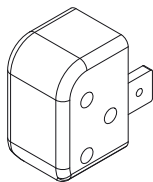


AVAILABLE COLOURS



RAL 9010

N° 					
1		14XLWSLPL	<p>staffa laterale da vinci plurimodulo da vinci multi-module lateral bracket Seitenklammer zur Da Vinci Merfach-Module étrier latéral pour module multiple da vinci soporte lateral del da vinci varios módulos estribo lateral da vinci plurimodulo</p>		1 CP
2		14XLWBOAC	<p>boccola in acetlica Ø 12x70 Ø 12x70 acetalic bushes Acetal-Hülse Ø 12x70 douille acétal Ø 12x70 buje de acetálica Ø 12x70 acetal bucha Ø 12x70</p>		1 PZ
3		14XLWGH71	<p>ghiere Ø 71 Ø 71 threaded nut Ringe Ø 71 embout Ø 71 anillos Ø 71 mostradores Ø 71</p>		1 CP
4		14XLWRINCI	<p>rullo rinvio cinghia belt pulley Walze für Riemen-Rückkehr rouleau de renvoi sangle rodillo correa de transmisión transmissão da correia rolo</p>		1 PZ
5		14XLWGUIL5000 14XLWGUIL6000 14XLWGUIL7000	<p>guida e terminale da vinci da vinci guide and terminal profile Da Vinci Führung und Ende-Ausfallprofil guide et barre de charge da vinci guia y terminal da vinci guia e terminal da vinci</p>		500 cm 600 cm 700 cm 1 PZ
6		14XLWFRTRL4650 14XLWFRTRL5750 14XLWFRTRL7000	<p>frangitratta trasversale da vinci da vinci transverse windbreake durchquerender Windschott Da Vinci brise-vent transversal da vinci cortavientos transversal da vinci disjuntor cruzado da vinci</p>		465 cm 575 cm 700 cm 1 PZ
7		14XLWTAFRO	<p>tappo frontale da vinci da vinci front cap Da Vinci Vorder-Deckel bouchon frontal da vinci capuchón frontal da vinci tampa frontal da vinci</p>		1 PZ
8		14XLWFRVEL5000 14XLWFRVEL7000	<p>frangitratta verticale da vinci da vinci vertical windbreake vertikaler Windschott Da Vinci brise-vent vertical da vinci cortavientos vertical da vinci disjuntor verticais da vinci</p>		500 cm 700 cm 1 PZ
9		14XLWSPROL	<p>supporto profilo laterale da vinci da vinci lateral profile support Da Vinci-Seitenprofilsstütz support profil latéral da vinci soporte perfil lateral Da Vinci apoio perfil lateral da vinci</p>		1 CP
10		14XLWCARR	<p>carrello di scorrimento da vinci da vinci sliding trolley Gleitschlitten Da Vinci chariot à roulement da vinci carro de deslizamiento da vinci carrinho de rolagem da vinci</p>		1 PZ

N°						
11		14XLWCIN	cinghia per da vinci 20x0,9 20x0.9 belt for da vinci Da Vinci Riemen 20x0,9 sangle pour da vinci 20x0,9 correa para da vinci 20x0,9 correia da vinci 20x0,9		1 ML	
12		14XLWSCEPL	staffa centrale da vinci plurimodulo da vinci multi-module central support Zentralhalter für Da Vinci Merfach-Module support central module multiple da vinci soporte central da vinci varios módulos estribo central da vinci plurimodulo		1 PZ	
13		14XLWGIUN	giunzione 40x40 per frontale da vinci 40x40 da vinci frontal bar joint Kupplung 40x40 für Da Vinci Vorderbinde-Profil jonction 40x40 pour barre frontale da vinci brida 40X40 para la parte delantera da vinci junção de 40x40 dianteira da vinci		1 PZ	
14		14XLRIVET	rivetto 4,8x10 4.8x10 rivet Niete 4,8x10 rivet 4,8x10 remache 4,8x10 rebite 4,8x10		1 PZ	
15		14XLTEFRAL4000 14XLTEFRAL5000 14XLTEFRAL6000 14XLTEFRAL7000	tubo frangivento Ø 70 Ø 70 windbreaker tube Windbrecher-Rohr Ø 70 tube brise-vent Ø 70 tubo cortaviento Ø 70 tubo quebra-vento Ø 70		400 cm 500 cm 600 cm 700 cm	1 PZ
16		14XLWGH	ghiere Ø 71 per staffa centrale da vinci PL Ø 71 threaded nut for da vinci multi-module central support Ringe Ø 71 für Da Vinci PL Zentralhalter embout Ø 71 pour support central module multiple da vinci anillos Ø 71 para soporte central da vinci PL mostradores Ø 71 para estribo central		1 CP	
17		14XLWRIN	rinvio copertura da vinci return for coverage da vinci Verlegung für Da Vinci Deckung renvoi couverture da vinci pieza para cobertura da vinci pieza para cobertura da vinci		1 PZ	

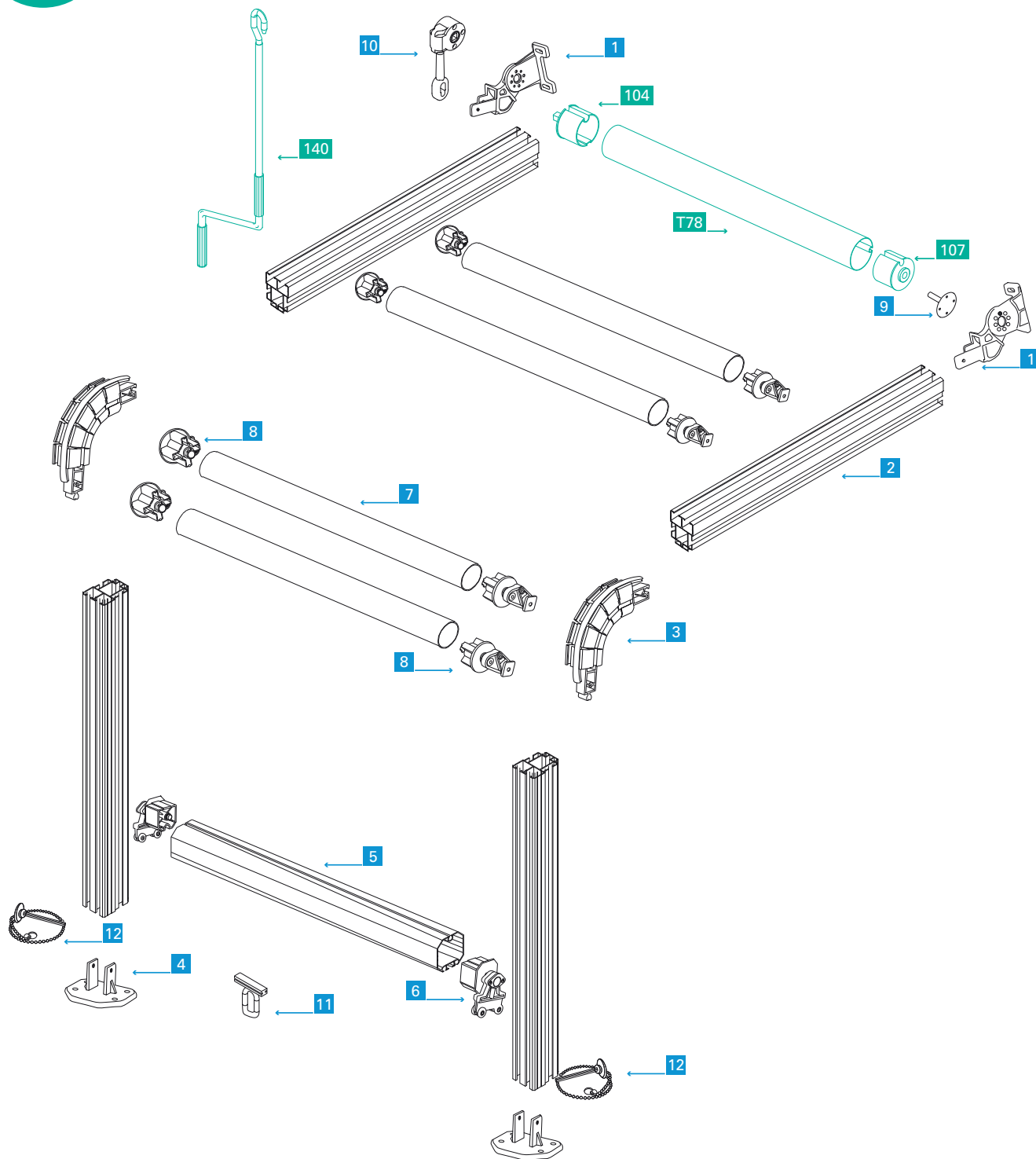
# BRUNELLESCHI

sporgenza max | max projection | maximale Ausladung  
avancée maximale | salida máx | saliência máxima







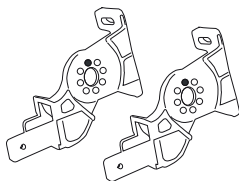
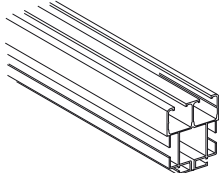
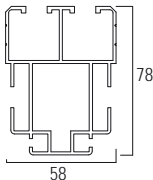
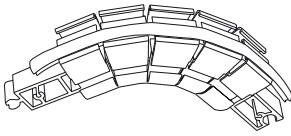
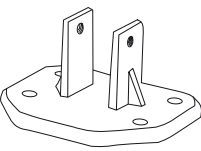
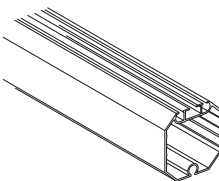
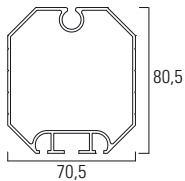
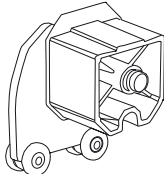
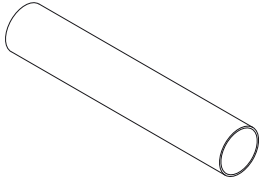
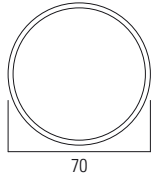
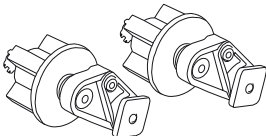
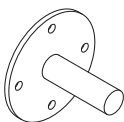
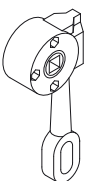
600 cm









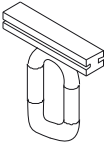
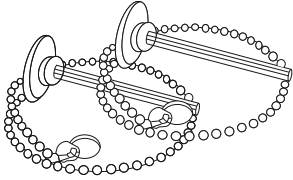
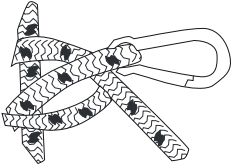
!  
FREQUENT  
COMPONENTS  
ON PAGE 248



AVAILABLE COLOURS   
RAL 9010

N°						
1		13XLSTA	<p>staffe ed innesti brunelleschi</p> <p>brunelleschi bracket and graft</p> <p>Brunelleschi Befestigungsklammern und Verteilungen</p> <p>étrier et insert brunelleschi</p> <p>soportes y empalmes brunelleschi</p> <p>estribos e acoplamentos brunelleschi</p>			1 CP
2		13XLGUIL4000 13XLGUIL5000 13XLGUIL6000 13XLGUIL7000	<p>profilo guida brunelleschi</p> <p>brunelleschi guide profile</p> <p>Führungsprofil Brunelleschi</p> <p>guidage brunelleschi</p> <p>perfil guia brunelleschi</p> <p>perfil guia brunelleschi</p>		400 cm 500 cm 600 cm 700 cm	1 PZ
3		13XLCUR	<p>curva brunelleschi</p> <p>brunelleschi bend</p> <p>Kurve Brunelleschi</p> <p>coude brunelleschi</p> <p>curva brunelleschi</p> <p>curva brunelleschi</p>			1 PZ
4		13XLPIE	<p> piedino brunelleschi</p> <p>brunelleschi foot</p> <p>Bodenbefestigung Brunelleschi</p> <p> pied brunelleschi</p> <p>base brunelleschi</p> <p>pé brunelleschi</p>			1 PZ
5		13XLTEOTL4000 13XLTEOTL5000 13XLTEOTL6000 13XLTEOTL7000	<p>terminale ottagonale brunelleschi</p> <p>brunelleschi octagonal terminal</p> <p>Achteckiges Brunelleschi Anschlussprofil</p> <p>barre de charge octogonal brunelleschi</p> <p>barra de carga octogonal brunelleschi</p> <p>terminal octogonal brunelleschi</p>		400 cm 500 cm 600 cm 700 cm	1 PZ
6		13XLCAR	<p>carrello con tappo terminale</p> <p>trolley with cap</p> <p>Wälzkarren mit Verschlussdeckel</p> <p>chairiot avec bouchon</p> <p>carro con tapa barra de carga</p> <p>carrinho com tampa terminal</p>			1 PZ
7		14XLTEFRAL4000 14XLTEFRAL5000 14XLTEFRAL6000 14XLTEFRAL7000	<p>tubo frangivento Ø 70</p> <p>Ø 70 windbreaker tube</p> <p>Windbrecher-Rohr Ø 70</p> <p>tube brise-vent Ø 70</p> <p>tubo cortaviento Ø 70</p> <p>tubo quebra-vento Ø 70</p>		400 cm 500 cm 600 cm 700 cm	1 PZ
8		13XLTATU	<p>tappo frangivento Ø 70</p> <p>Ø 70 windbreaker cap</p> <p>Windbrecherdeckel Ø 70</p> <p>bouchon brise-vent Ø 70</p> <p>tapa cortaviento Ø 70</p> <p>tampa quebra-ventol Ø 70</p>			1 CP
9		PIVOT	<p>pivot</p> <p>pin</p> <p>Plättchen mit Stift</p> <p>pivot</p> <p>pivote</p> <p>pivô</p>			1 PZ
10		PFARG11/1	<p>arganello 11/1</p> <p>reduction winch 11/1</p> <p>Winsch 11/1</p> <p>treuil 11/1</p> <p>máquina sinfin 11/1</p> <p>sarilho 11/1</p>			1 PZ



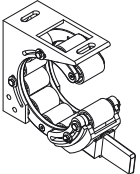

N° 					
11 	13XLOC	occhiolo per terminale brunelleschi runner for brunelleschi terminal bar Bügel für Brunelleschi Anschlussprofil oillet pour barre ce charge brunelleschi ojal barra de carga brunelleschi grampo para terminal brunelleschi		1 PZ	
12 	13XLFER	fermo per terminale lock for terminal bar Verschluss für Ende-Ausfallprofil bloc pour le terminal tope para barra de carga parada para barra terminal		1 CP	
	13XLFU	fune con moschettone rope with spring clip Seil mit Karabinerhaken cordage avec mousqueton cuerda con mosquetón cabo com fecho		1 PZ	

## EXTRA COMPONENTS FOR BRUNELLESCHI

componenti aggiuntivi per brunelleschi  
extra components for brunelleschi

optionale Zubehör für Brunelleschi  
composant optionnels pour brunelleschi

complementos adicionales para brunelleschi  
complementos extra ao brunelleschi

	13XLSUPCE	supporto centrale brunelleschi brunelleschi central support zentral Ausgleichsstütz Brunelleschi support cental brunelleschi soporte central brunelleschi suporte central brunelleschi		1 PZ	
	13XLCACER	carrello centrale brunelleschi brunelleschi central trolley zentrale Wälzkarre Brunelleschi support central brunelleschi carro central brunelleschi carrinho central brunelleschi		1 PZ	