

A TOUCH OF SHADE

WHY
NOT
?

eurolflex 

CANOPIES

tenda	sporgenza max cm	numero pagina
awning	maximum projection cm	page no.
store	maximale Ausladung cm	Seite Nr.
markise	avancée maximale cm	page n°
toldo	salida máx cm	número de página
toldo	saliência máxima cm	página número

CLASSIC CANOPIES

for projections up to 1,8 meters

VIVALDI	180 cm	156
PUCCINI	180 cm	158
VERDI	180 cm	160
ROSSINI	180 cm	162
ALL ELEMENTS		164

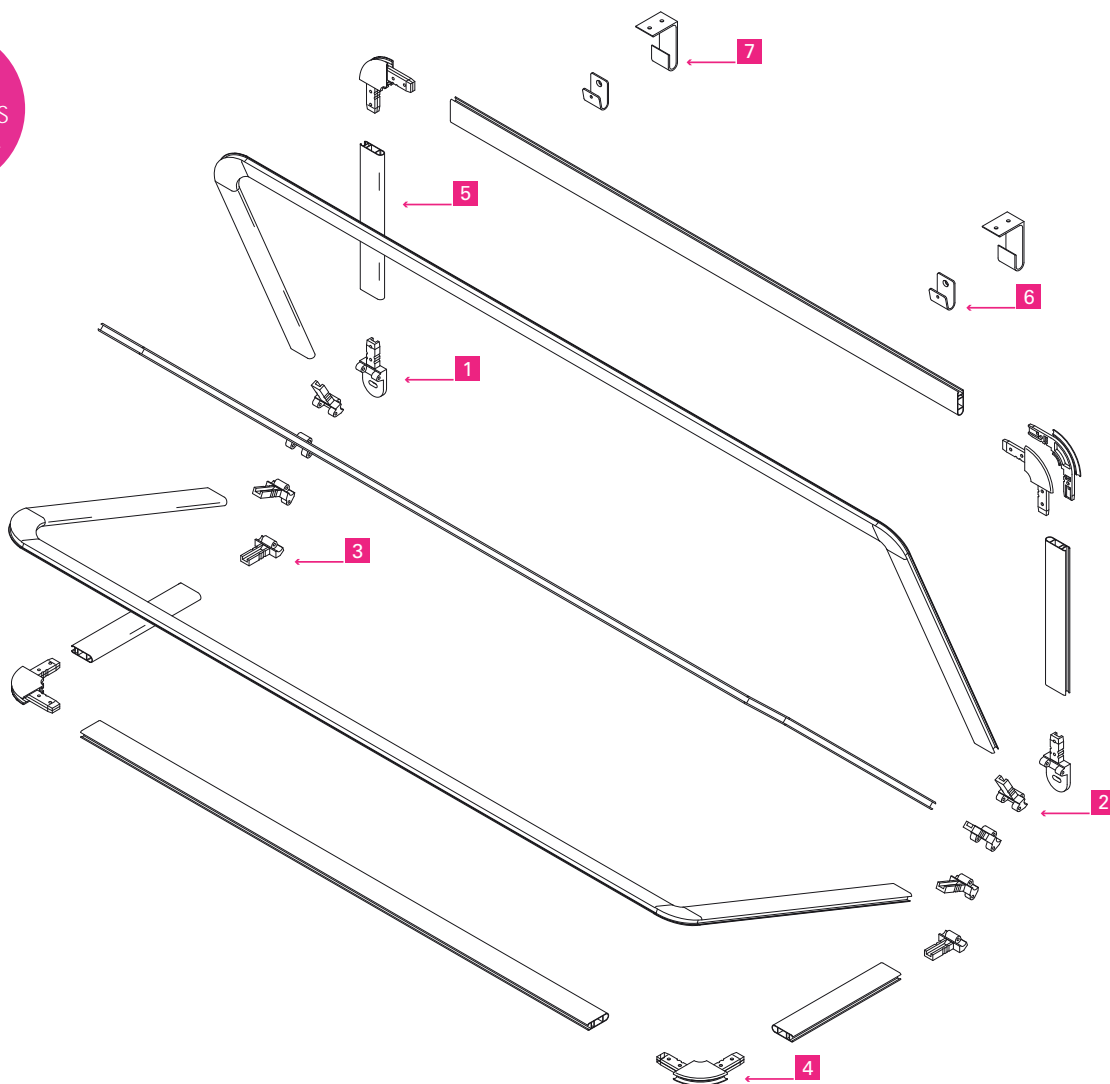
DOME CANOPIES

for projections up to 1,6 meters

TOSCANINI	160 cm	166
DONIZETTI	160 cm	168
SALIERI	160 cm	170
ALBINONI	160 cm	172
MONTEVERDI	160 cm	174
MINUETTO	160 cm	176



! ALL ELEMENTS ON PAGE 164



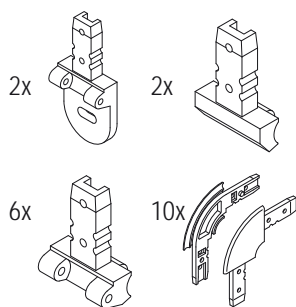
AVAILABLE COLOURS   
RAL 9010 7035 1013

KIT VIVALDI

kit vivaldi
vivaldi kit

kit Vivaldi
kit vivaldi

kit vivaldi
kit vivaldi







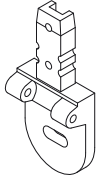
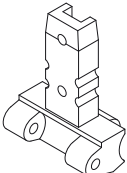
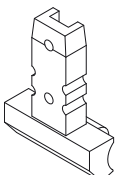
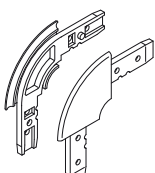
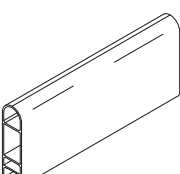
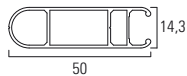

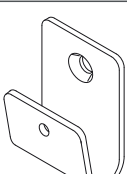
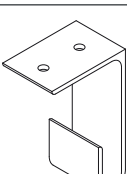


7XL

kit vivaldi
vivaldi kit
kit Vivaldi
kit vivaldi
kit vivaldi
kit vivaldi

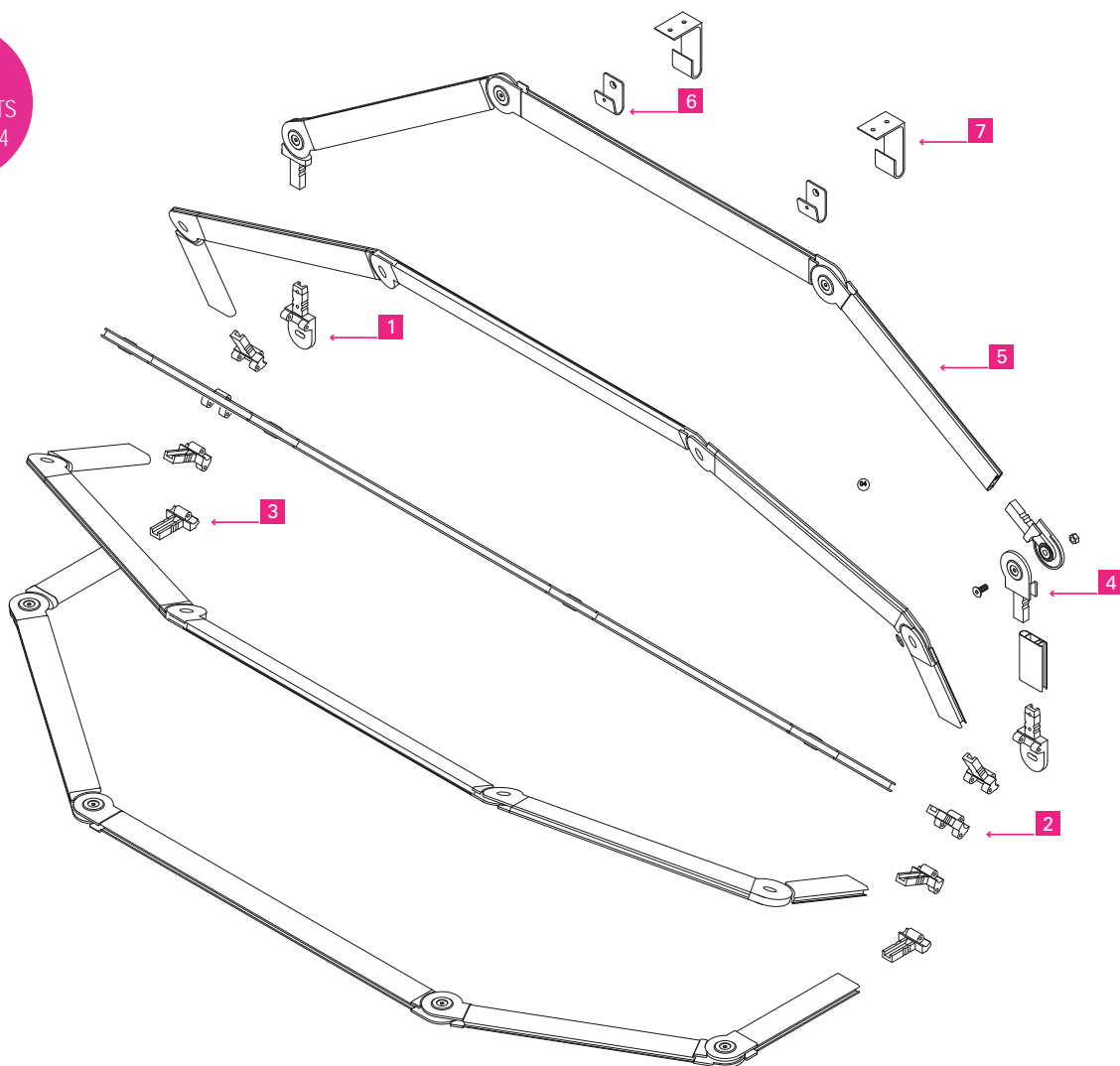
1(x2) + 2(x6)
+ 3(x2)
+ 4(x10)

1 PZ

N°						
1		7XL201	piedino iniziale top foot Federendscharnier pied initial base inicial pé inicial		1 PZ	
2		7XL202	piedino intermedio intermediate foot Zwischenscharnier pied intermédiaire base intermedia pé intermédio		1 PZ	
3		7XL203	piedino finale end foot Nutenscharnier pied final base final pé final		1 PZ	
4		7XL208	curva completa complete bend Komplette Kurve 90° courbe complète curva completa curva inteira		1 PZ	
5		ESTRCBL7000	profilo cappottina canopies profile Korbmarkise-Profil profil corbeilles perfil capotina perfil capote		700 cm	1 PZ 
6		PF210	staffa parete cappottina canopies wall bracket Korbmarkise-Wandkonsole étrier mur corbeilles soporte pared capotina estribo parede capote		1 PZ	
7		PF211	staffa soffitto cappottina canopies ceiling bracket Korbmarkise-Deckenkonsole étrier plafond corbeilles soporte techo capotina estribo teto capote		1 PZ	



! ALL ELEMENTS ON PAGE 164



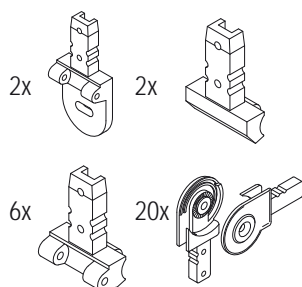
AVAILABLE COLOURS   
RAL 9010 7035 1013

KIT PUCCINI

kit puccini
puccini kit

kit Puccini
kit puccini

kit puccini
kit puccini







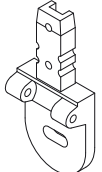
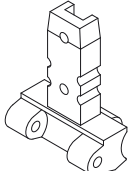
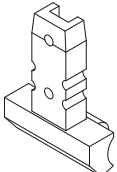
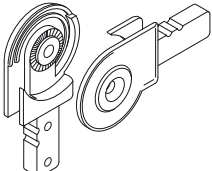
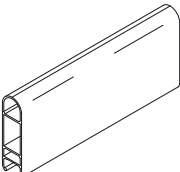
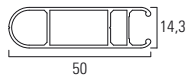

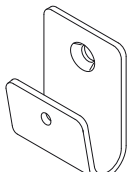
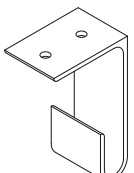


7XLU

kit puccini
puccini kit
kit Puccini
kit puccini
kit puccini

1(x2) + 2(x6)
+ 3(x2)
+ 4(x20)

1 PZ

N°						
1		7XL201	piedino iniziale top foot Federendscharnier pied initial base inicial pé inicial		1 PZ	
2		7XL202	piedino intermedio intermediate foot Zwischenscharnier pied intermédiaire base intermedia pé intermédio		1 PZ	
3		7XL203	piedino finale end foot Nutenscharnier pied final base final pé final		1 PZ	
4		CURGRAD	curva graduabile completa complete adjustable bend komplett abstufare-Kurve courbe graduable complet curva graduabile completa curva graduável inteira		1 PZ	
5		ESTRCBL7000	profilo cappottina canopies profile Korbmarkise-Profil profil corbeilles perfil capotina perfil capote		700 cm	1 PZ 
6		PF210	staffa parete cappottina canopies wall bracket Korbmarkise-Wandkonsole étrier mur corbeilles soporte pared capotina estribo parede capote		1 PZ	
7		PF211	staffa soffitto cappottina canopies ceiling bracket Korbmarkise-Deckenkonsole étrier plafond corbeilles soporte techo capotina estribo teto capote		1 PZ	

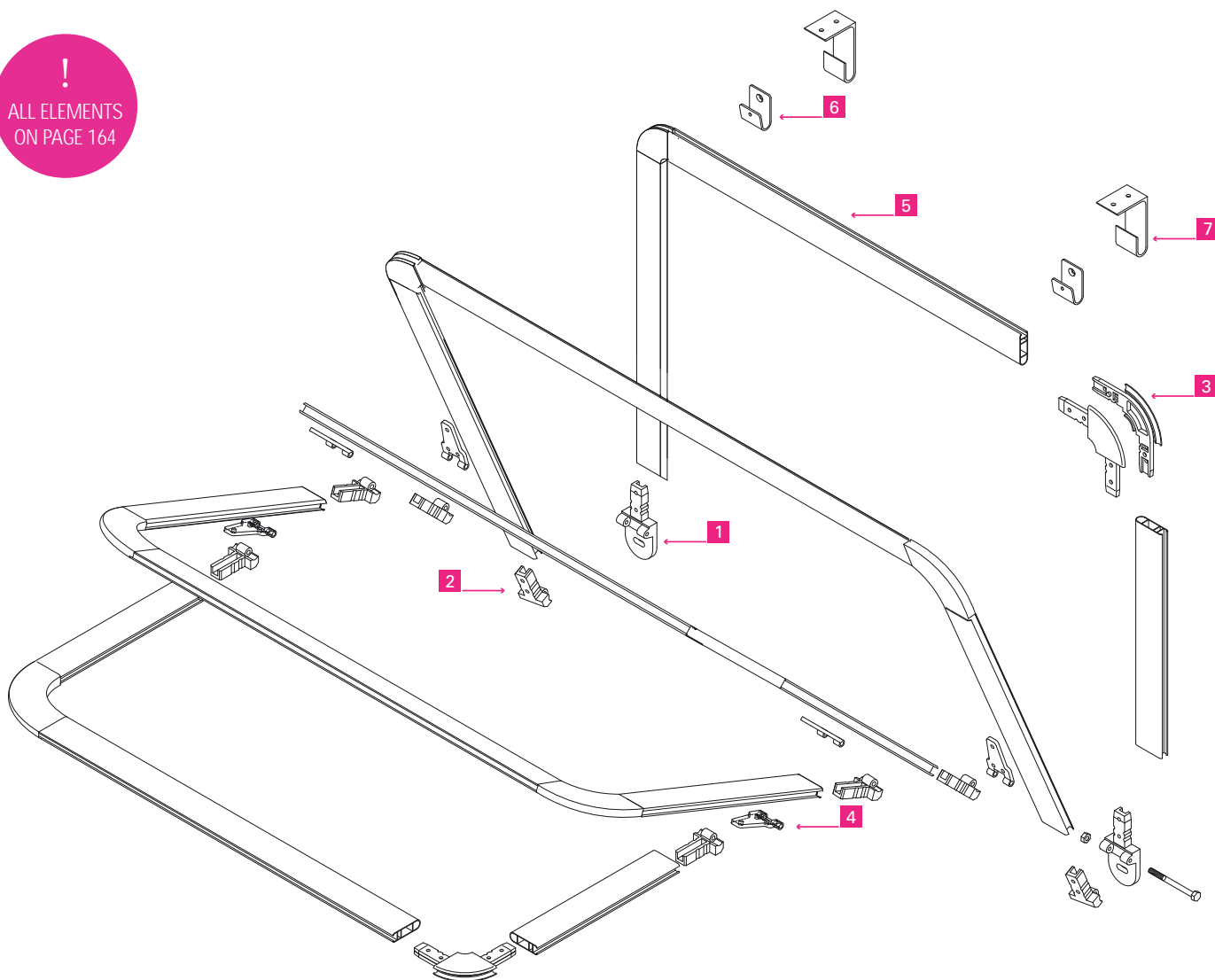
VERDI

sporgenza max | max projection | maximale Ausladung
avancée maximale | salida máx | saliência máxima

180 cm



! ALL ELEMENTS ON PAGE 164



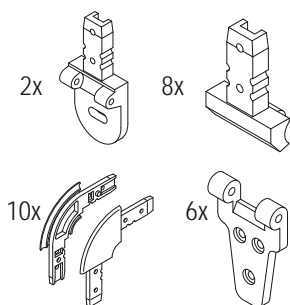
AVAILABLE COLOURS   
RAL 9010 7035 1013

KIT VERDI

kit verdi
verdi kit

kit Verdi
kit verdi

kit verdi
kit verdi







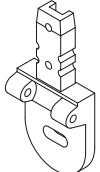
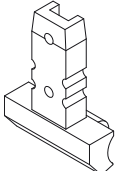
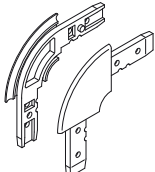
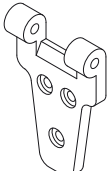
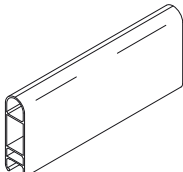
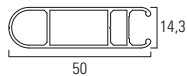

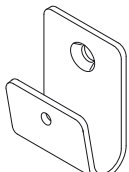
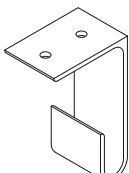


7XLV

kit verdi
verdi kit
kit Verdi
kit verdi
kit verdi
kit verdi

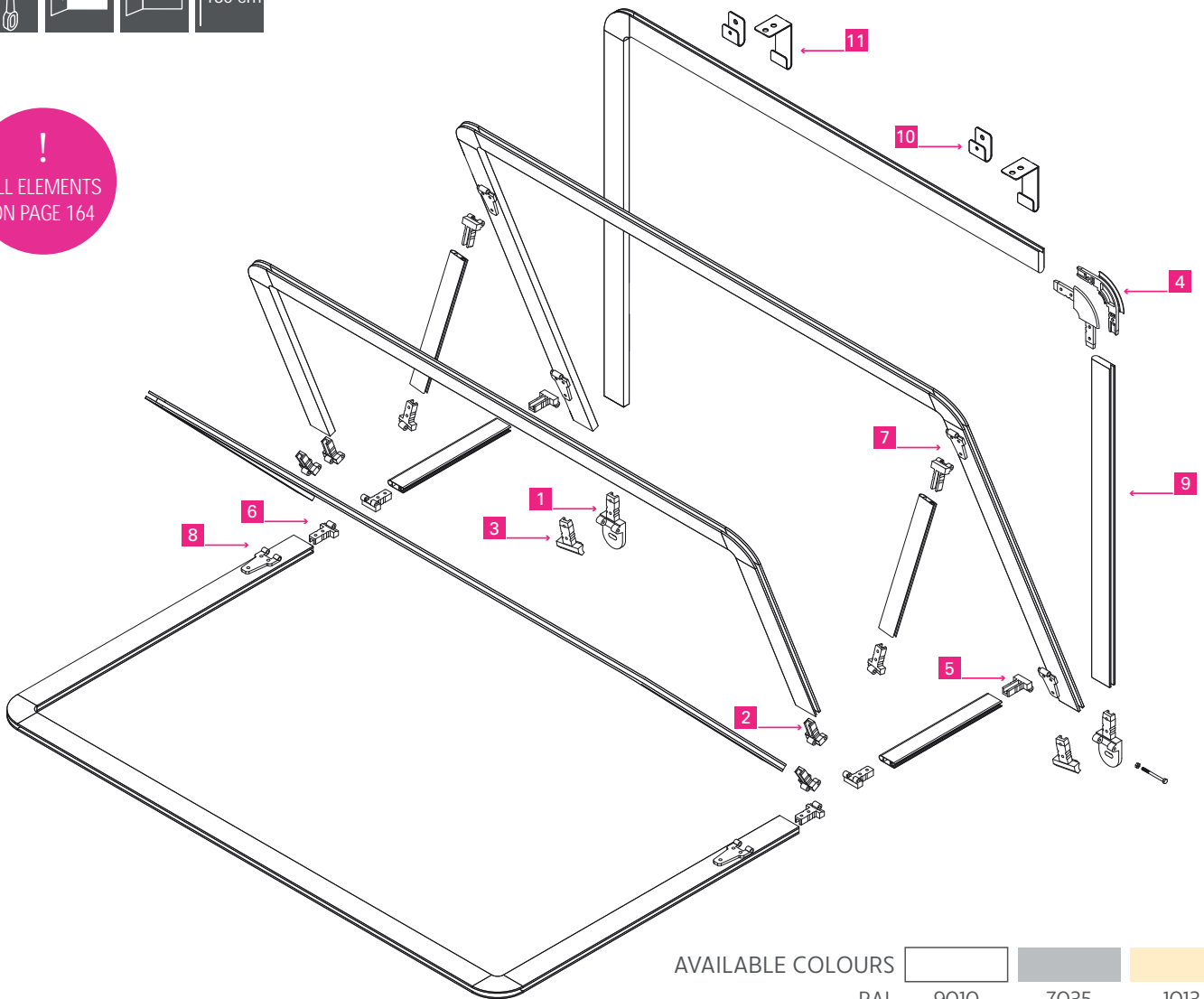
1(x2) + 2(x8)
+ 3(x10)
+ 4(x6)

1 PZ

N°							
1		7XL201	piedino iniziale top foot Federendscharnier pied initial base inicial pé inicial		1 PZ		
2		7XL203	piedino finale end foot Nutenscharnier pied final base final pé final		1 PZ		
3		7XL208	curva completa complete bend Komplette Kurve 90° courbe complète curva completa curva inteira		1 PZ		
4		7XL207	battuta femmina female ledge Federanschlagscharnier butée femelle regleta hembra calço fêmea		1 PZ		
5		ESTRCBL7000	profilo cappottina canopies profile Korbmarkise-Profil profil corbeilles perfil capotina perfil capote		700 cm	1 PZ 	
6		PF210	staffa parete cappottina canopies wall bracket Korbmarkise-Wandkonsole étrier mur corbeilles soporte pared capotina estribo parede capote		1 PZ		
7		PF211	staffa soffitto cappottina canopies ceiling bracket Korbmarkise-Deckenkonsole étrier plafond corbeilles soporte techo capotina estribo teto capote		1 PZ		



! ALL ELEMENTS ON PAGE 164



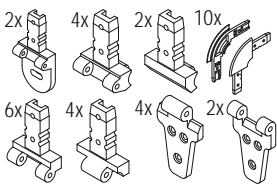
AVAILABLE COLOURS
RAL 9010 7035 1013

KIT ROSSINI

kit rossini
rossini kit

kit Rossini
kit rossini

kit rossini
kit rossini



7XLR

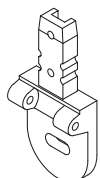
kit rossini
rossini kit
kit rossini
kit rossini
kit rossini

1(x2) + 2(x4)
+ 3(x2) + 4(x10)
+ 5(x6) + 6(x4)
+ 7(x4) + 8(x2)

1 PZ

N°



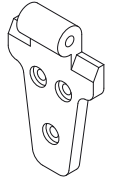
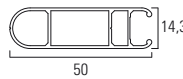
1



7XL201

piedino iniziale
top foot
Federendscharnier
ped initial
base inicial
pé inicial

1 PZ

N° 					
2		7XL202	<p>piedino intermedio intermediate foot Zwischenscharnier ped intermédiaire base intermedia pé intermédio</p>		1 PZ
3		7XL203	<p>piedino finale end foot Nutenscharnier ped final base final Pé final</p>		1 PZ
4		7XL208	<p>curva completa complete bend Komplette Kurve 90° courbe complète curva completa curva inteira</p>		1 PZ
5		7XL204	<p>innesto femmina female wedge Nutenscharnier raccord femelle empalme hembra acoplamento fêmea</p>		1 PZ
6		7XL205	<p>innesto maschio male wedge Nutenscharnier raccord mâle empalme macho acoplamento macho</p>		1 PZ
7		7XL206	<p>battuta maschio male ledge Wandscharnier butée mâle regleta macho calço macho</p>		1 PZ
8		7XL207	<p>battuta femmina female ledge Federanschlagscharnier butée femelle regleta hembra calço fêmea</p>		1 PZ
9		ESTRCBL7000	<p>profilo cappottina canopies profile Korbmarkise-Profil profil corbeilles perfil capotina perfil capote</p>		700 cm
10		PF210	<p>staffa parete cappottina canopies wall bracket Korbmarkise-Wandkonsole étrier mur corbeilles soporte pared capotina estribo parede capote</p>		1 PZ
11		PF211	<p>staffa soffitto cappottina canopies ceiling bracket Korbmarkise-Deckenkonsole étrier plafond corbeilles soporte techo capotina estribo teto capote</p>		1 PZ



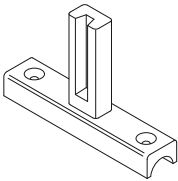



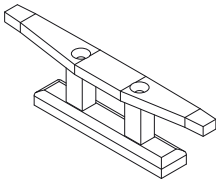
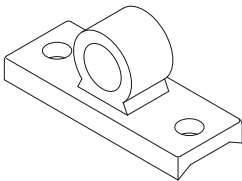
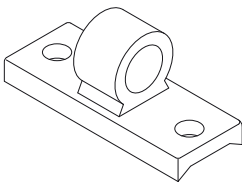
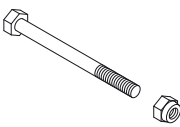
AVAILABLE FOR AWNING


disponibile per tenda
available for awning

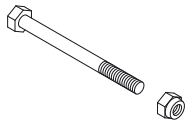
Erhältlich für folgende Markisen
disponible pour store

disponibile para toldo
disponibilidade por toldo

VIVALDI
PUCCINI
VERDI
ROSSINI

	TIRCAP	tirante tightening system Spannteil tirant tirante tirante		1 PZ	
	AC209Z	carrucola zincata zincod pulley verzinkte Seilrolle poulie galvanisée carrucha cincada roldana zincada		1 PZ	
	AC209IX	carrucola inox inox pulley inox Seilrolle poulie inox carrucha inox Schnurrolle Inox		1 PZ	
	AC209TL	carrucola termolaccata lacquered pulley thermo-lackierte Seilrolle poulie thermolaquée carrucha termolaccata roldana termo lacada		1 PZ	
	PFBIT	bitta avvolgifune rope wrap handle Schnurhalter support enroulement du câble enganche cuerda suporte enrola corda		1 PZ	
	7XLPCO	passa corda orizzontale horizontal eye-bolt waagerechte Schnur-Führung passe-cordon horizontal pasacuerda horizontal passa-corda horizontal		1 PZ	
	7XLPCV	passa corda verticale vertical eye-bolt vertikale Schnur-Führung passe-cordon vertical pasacuerda vertical passa-corda vertical		1 PZ	
	TEM5X558-8	vite TE 5x55 con dado autobloccante 8.8 TE 5x55 screw with 8.8 lock nut Schrauben TE 5X55 mit selbstsichernder Nuss 8.8 verzinkt vis TE 5x55 avec écrou de butée 8.8 tornillo TE 5x55 con tuerca autoblocante 8.8 parafuso sextavado 5x55 com porca auto-blocante 8.8		1 PZ	

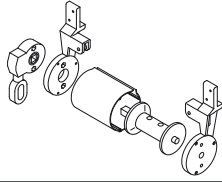
N° 



TEM5X55A2

vite TE 5x55 con dado autobloccante inox
 TE 5x55 screw with inox lock nut
 Schrauben TE 5x55 mit Edelstahl-Feststellmutter
 vis TE 5x55 avec écrou de butée inox
 tornillo te 5x55 con tuerca autobloccante inox
 parafuso sextavado 5x55 com porca auto-blocante inox

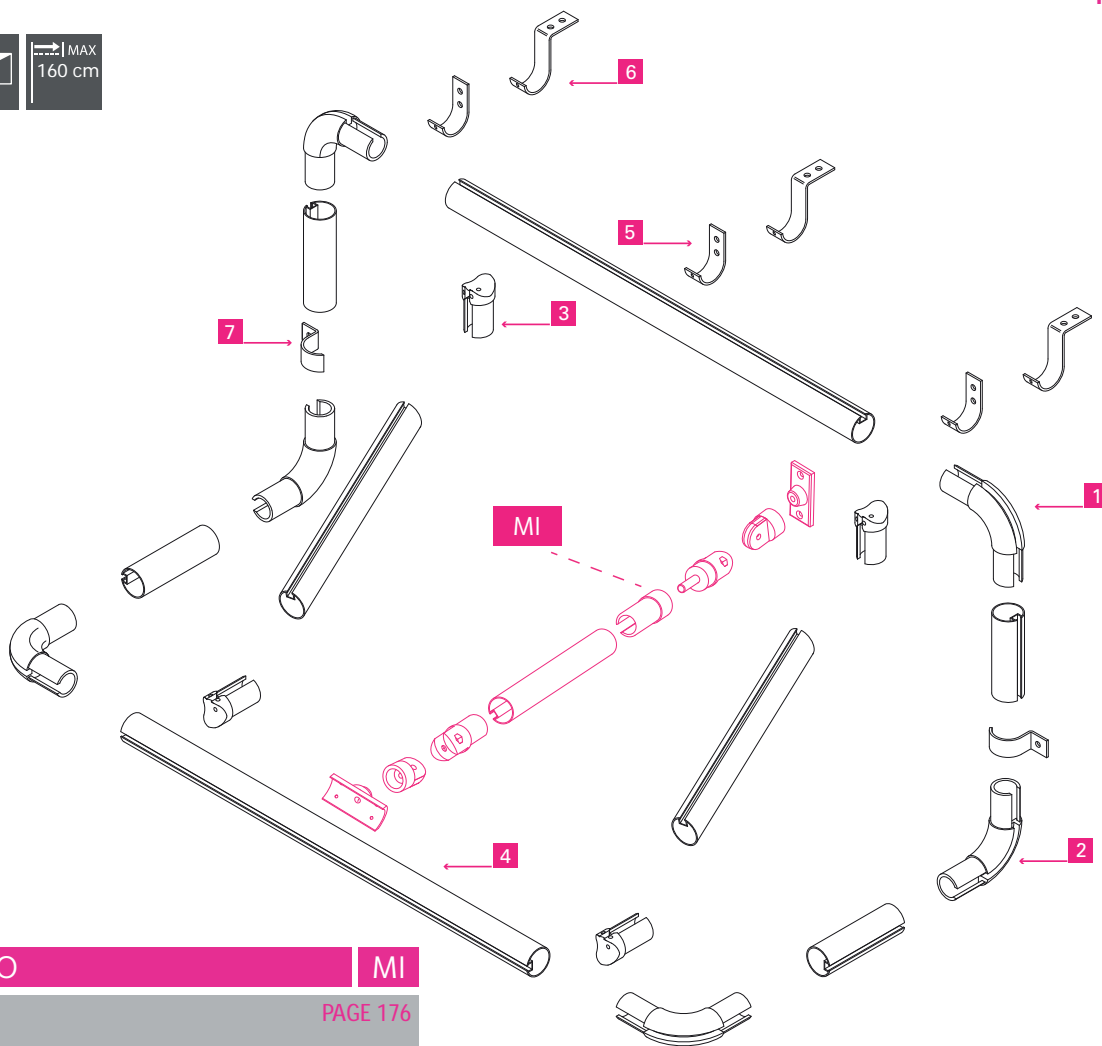
1 PZ



PFARGCAP

kit argano cappottina
 canopies gear kit
 Korbmarkisen Winsch-Kit
 kit porte-treuil corbeilles
 kit máquina sinfin capota
 kit sarilho capote

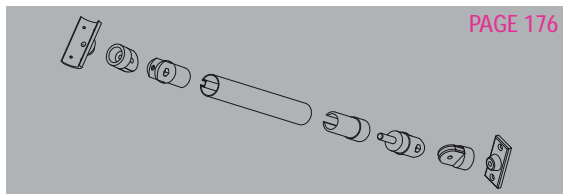
1 PZ



MINUETTO

MI

PAGE 176



AVAILABLE COLOURS

RAL 9010



ALERT 1

per larghezze da 200 a 300 cm: + 1 traverso;
per larghezze da 300 a 400 cm: + 2 traversi.

für Breiten von 200 bis 300 cm: + 1 querträger;
für Breiten von 300 bis 400 cm: + 2 querträger.

para anchuras de 200 hasta 300 cm + 1 transverso;
para anchura de 300 hasta 400 cm: + 2 transversos.

for widths from 200 to 300 cms: + 1 transverse;
for widths from 300 to 400 cms: + 2 transverses.

pour largeurs de 200 jusqu'a 300 cm: + 1 tirant;
pour largeurs de 300 jusqu'a 400 cm: + 2 tirants.

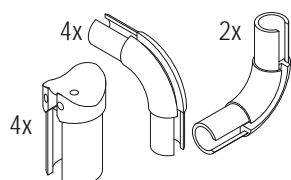
para larguras de 200 a 300 cm: + 1 transverso;
para larguras de 300 a 400 cm: + 2 transversos.

KIT TOSCANINI

kit toscanini
toscanini kit

kit Toscanini
kit toscanini

kit toscanini
kit toscanini







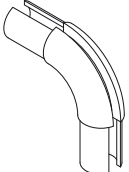
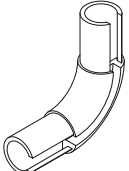
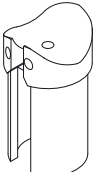
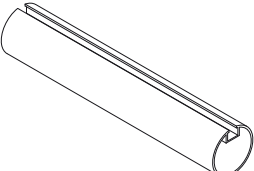
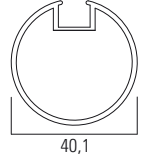

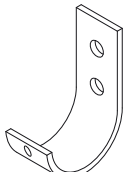
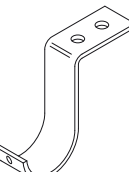
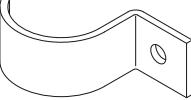


11XLCVIS

kit toscanini
toscanini kit
kit Toscanini
kit toscanini
kit toscanini
kit toscanini

1(x4)
+ 2(x2)
+ 3(x4)

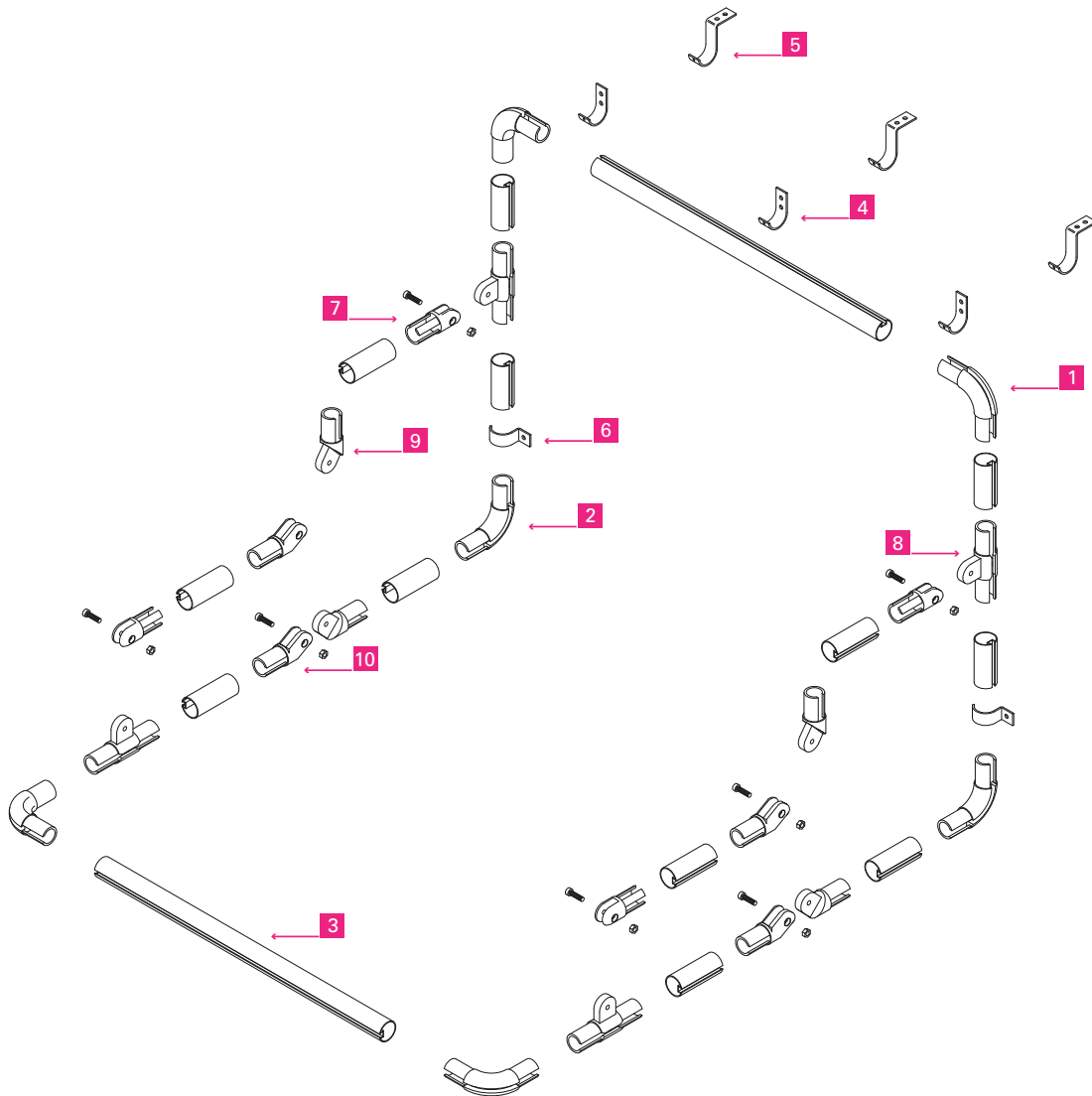
1 PZ

N°							
1		11XLCSC	curva 90° spacco centrale 90° bend profile with central cut Kurve 90° mit zentralem Schlitz courbe 90° avec rainure centrale curva 90° abertura central curva 90° fenda central		1 PZ		
2		11XLCSL	curva 90° spacco laterale 90° bend profile with side cut Kurve 90° mit lateralem Schlitz courbe 90° rainure latérale curva 90° abertura lateral curva 90° fenda lateral		1 PZ		
3		11XLITAT	inserto terminale profilo end profile joint Kupplung für Ausfallprofil branche pour profil terminal inserto barra de carga suplemento barra terminal perfil		1 PZ		
4		ESTRCTL7000	profilo cappotta tonda profile dome canopy Ausfallprofil für Runde Korbmarkise profil corbeille ronde perfil capota redonda perfil capote redondo		700 cm	1 PZ 	
5		11XLSAP	staffa parete cappotta tonda wall bracket for dome canopies Wandkonsole für runde-Korbmarkisen étrier mural pour corbeille ronde soporte pared capota redonda estribo pared capote redondo		1 PZ		
6		11XLSAS	staffa soffitto cappotta tonda ceiling bracket for dome canopy Runde Korbmarkise-Deckenkonsole étrier plafond corbeille ronde soporte techo capota redonda estribo teto capote redondo		1 PZ		
7		11XLSAL	staffa laterale cappotta tonda side bracket for dome canopy Runde-Korbmarkisen Seitenkonsole étrier de fixation lateral pour courbeille ronde soporte lateral capota redonda estribo lateral capote redondo		1 PZ		

DONIZETTI

sporgenza max | max projection | maximale Ausladung
avancée maximale | salida máx | saliência máxima

160 cm



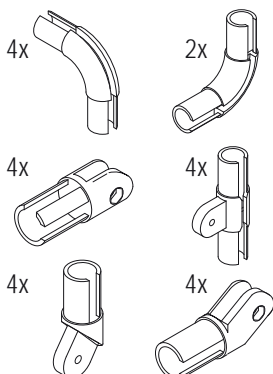
AVAILABLE COLOURS

KIT DONIZETTI

kit donizetti
donizetti kit

kit Donizetti
kit donizetti

kit donizetti
kit donizetti







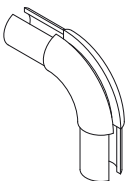
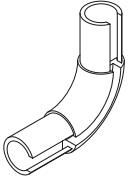
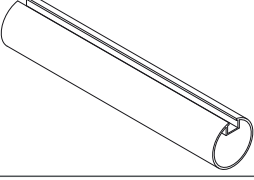
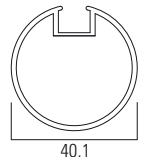

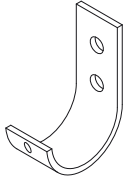
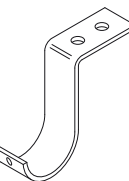
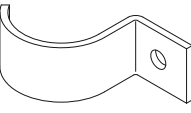
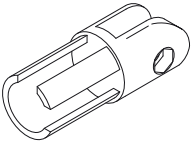
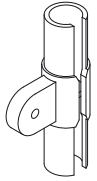
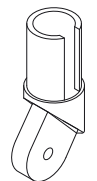
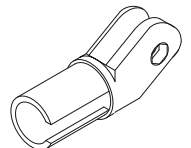


11XLCVISR

kit donizetti
donizetti kit
kit Donizetti
kit donizetti
kit donizetti
kit donizetti

1(x4) + 2(x2)
+ 7(x4)
+ 8(x4)
+ 9(x4)
+ 10(x4)

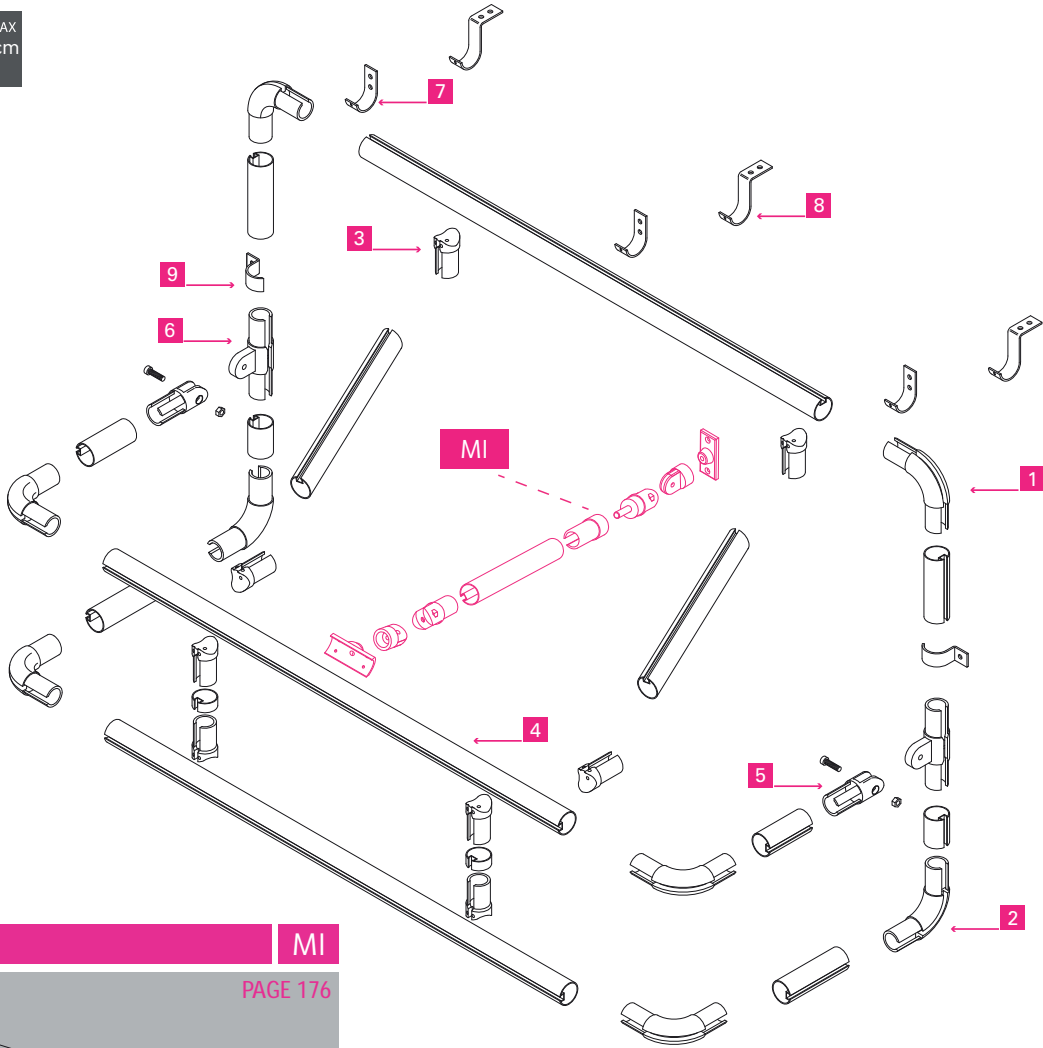
1 PZ

N°						
1		11XLCSC	<p>curva 90° spacco centrale 90° bend profile with central cut Kurve 90° mit zentralem Schlitz courbe 90° avec rainure centrale curva 90° abertura central curva 90° fenda central</p>		1 PZ	
2		11XLCSL	<p>curva 90° spacco laterale 90° bend profile with side cut Kurve 90° mit lateralem Schlitz courbe 90° rainure latérale curva 90° abertura lateral curva 90° fenda lateral</p>		1 PZ	
3		ESTRCTL7000	<p>profilo cappotta tonda profile dome canopy Ausfallprofil für Runde Korbmarkise profil corbeille ronde perfil capota redonda perfil capote redondo</p>	 40,1	700 cm	1 PZ 
4		11XLSAP	<p>staffa parete cappotta tonda wall bracket for dome canopies Wandkonsole für runde-Korbmarkisen étrier mural pour corbeille ronde soporte pared capota redonda estribo pared capote redondo</p>		1 PZ	
5		11XLSAS	<p>staffa soffitto cappotta tonda ceiling bracket for dome canopy Runde Korbmarkise-Deckenkonsole étrier plafond corbeille ronde soporte techo capota redonda estribo teto capote redondo</p>		1 PZ	
6		11XLSAL	<p>staffa laterale cappotta tonda side bracket for dome canopy Runde-Korbmarkisen Seitenkonsole étrier de fixation lateral pour courbeille ronde soporte lateral capota redonda estribo lateral capote redondo</p>		1 PZ	
7		11XLSGR	<p>snodo a 180° 180° articulated joint 180° Knickengelenk articulation à 180° articulación 180° junta a 180°</p>		1 PZ	
8		11XLSIT	<p>snodo intermedio "T" "T" shaped middle joint "T" Zwischen Gelenk articulation intermédiaire en "T" articulación intermedio "T" junta intermedia "T"</p>		1 PZ	
9		11XLSM	<p>snodo a 45° maschio 45° male articulated joint 45° Gelenk mit Stecker articulation à 45° mâle articulación 45° macho junta a 45° macho</p>		1 PZ	
10		11XLSF	<p>snodo a 45° femmina 45° female articulated joint 45° Steckbuchsenteil articulation à 45° femelle articulación 45° hembra junta 45° fêmea</p>		1 PZ	

SALIERI

sporgenza max | max projection | maximale Ausladung
avancée maximale | salida máx | saliència máxima

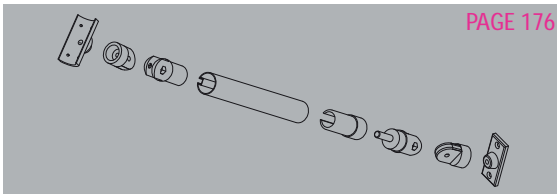
160 cm



MINUETTO

MI

PAGE 176



AVAILABLE COLOURS

RAL 9010



ALERT 1

per larghezze da 200 a 300 cm: + 1 traverso;
per larghezze da 300 a 400 cm: + 2 traversi.

für Breiten von 200 bis 300 cm: + 1 querträger;
für Breiten von 300 bis 400 cm: + 2 querträger.

para anchuras de 200 hasta 300 cm + 1 transverso;
para anchura de 300 hasta 400 cm: + 2 transversos.

for widths from 200 to 300 cms: + 1 transverse;
for widths from 300 to 400 cms: + 2 transverses.

pour largeurs de 200 jusqu'a 300 cm: + 1 tirant;
pour largeurs de 300 jusqu'a 400 cm: + 2 tirants.

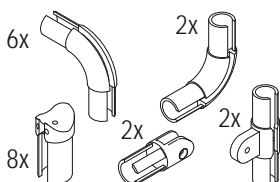
para larguras de 200 a 300 cm: + 1 transverso;
para larguras de 300 a 400 cm: + 2 transversos.

KIT SALIERI

kit salieri
salieri kit

kit Salieri
kit salieri

kit salieri
kit salieri







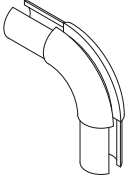
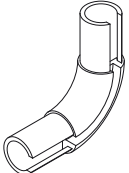
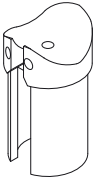
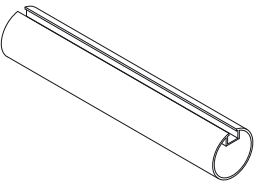
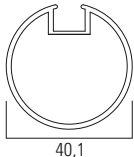

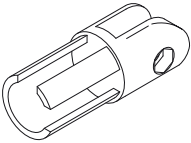
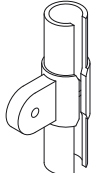
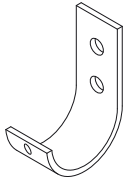
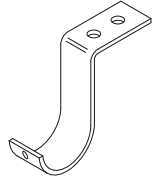
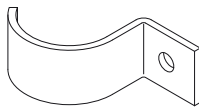


11XLCPOS

kit salieri
salieri kit
kit Salieri
kit salieri
kit salieri
kit salieri

1(x6) + 2(x2)
+ 3(x8)
+ 5(x2)
+ 6(x2)

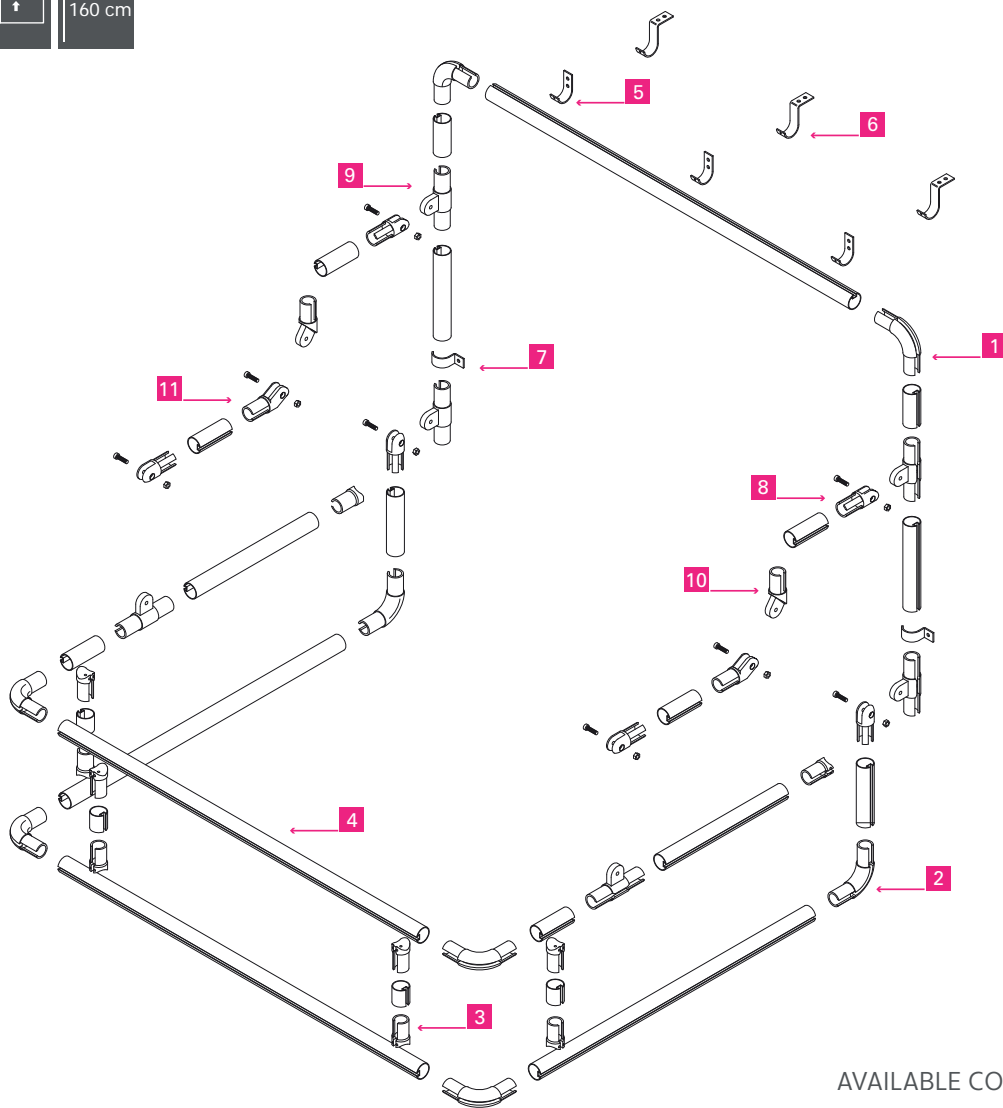
1 PZ

N°						
1		11XLCSC	<p>curva 90° spacco centrale 90° bend profile with central cut Kurve 90° mit zentralem Schlitz courbe 90° avec rainure centrale curva 90° abertura central curva 90° fenda central</p>		1 PZ	
2		11XLCSL	<p>curva 90° spacco laterale 90° bend profile with side cut Kurve 90° mit lateralem Schlitz courbe 90° rainure latérale curva 90° abertura lateral curva 90° fenda lateral</p>		1 PZ	
3		11XLITAT	<p>inserto terminale profilo end profile joint Kupplung für Ausfallprofil branche pour profil terminal inserto barra de carga suplemento barra terminal perfil</p>		1 PZ	
4		ESTRCTL7000	<p>profilo cappotta tonda profile dome canopy Ausfallprofil für Runde Korbmarkise profil corbeille ronde perfil capota redonda perfil capote redondo</p>		700 cm	1 PZ 
5		11XLSGR	<p>snodo a 180° 180° articulated joint 180° Knickengelenk articulation à 180° articulación 180° junta a 180°</p>		1 PZ	
6		11XLSIT	<p>snodo intermedio "T" "T" shaped middle joint "T" Zwischen Gelenk articulation intermédiaire en "T" articulación intermedio "T" junta intermedia "T"</p>		1 PZ	
7		11XLSAP	<p>staffa parete cappotta tonda wall bracket for dome canopies Wandkonsole für runde-Korbmarkisen étrier mural pour corbeille ronde soporte pared capota redonda estribo pared capote redondo</p>		1 PZ	
8		11XLSAS	<p>staffa soffitto cappotta tonda ceiling bracket for dome canopy Runde Korbmarkise-Deckenkonsole étrier plafond corbeille ronde soporte techo capota redonda estribo teto capote redondo</p>		1 PZ	
9		11XLSAL	<p>staffa laterale cappotta tonda side bracket for dome canopy Runde-Korbmarkisen Seitenkonsole étrier de fixation lateral pour courbeille ronde soporte lateral capota redonda estribo lateral capote redondo</p>		1 PZ	

ALBINONI

sporgenza max | max projection | maximale Ausladung
avancée maximale | salida máx | saliência máxima

160 cm



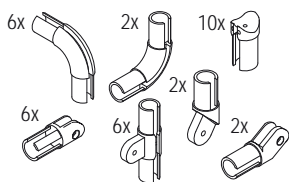
AVAILABLE COLOURS

KIT ALBINONI

kit albinoni
albinoni kit

kit Albinoni
kit albinoni

kit albinoni
kit albinoni



11XLCPOSR

kit albinoni
albinoni kit
kit Albinoni
kit albinoni
kit albinoni

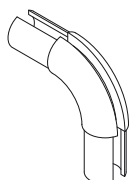
1(x6) + 2(x2)
+ 3(x10) + 8(x6)
+ 9(x6) + 10(x2)
+ 11(x2)

1 PZ

N°









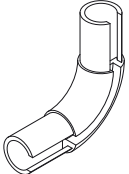
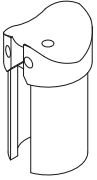
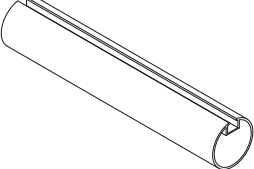
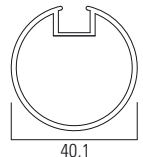

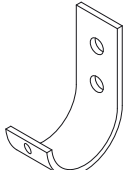
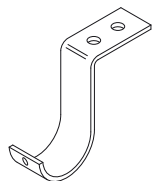
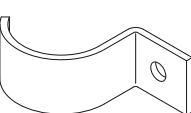
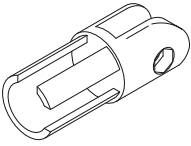
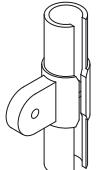
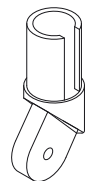
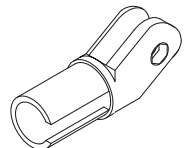
1



11XLCSC

curva 90° spacco centrale
90° bend profile with central cut
Kurve 90° mit zentralem Schlitz
courbe 90° avec rainure centrale
curva 90° abertura central
curva 90° fenda central

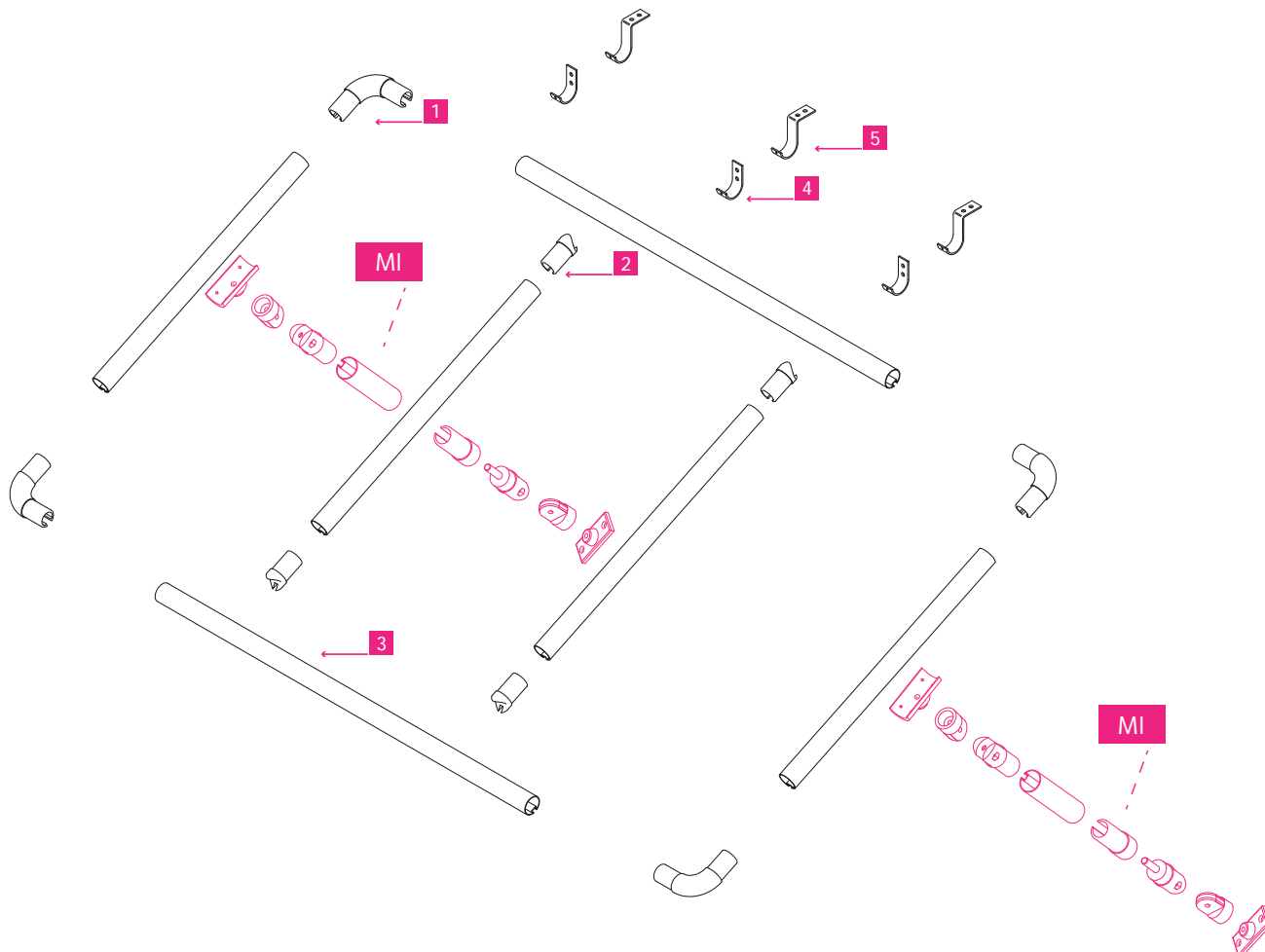
1 PZ

N°						
2		11XLCSL	<p>curva 90° spacco laterale 90° bend profile with side cut Kurve 90° mit lateralem Schlitz courbe 90° rainure latérale curva 90° abertura lateral curva 90° fenda lateral</p>		1 PZ	
3		11XLITAT	<p>inserto terminale profilo end profile joint Kupplung für Ausfallprofil branche pour profil terminal inserto barra de carga suplemento barra terminal perfil</p>		1 PZ	
4		ESTRCTL7000	<p>profilo cappotta tonda profile dome canopy Ausfallprofil für Runde Korbmarkise profil corbeille ronde perfil capota redonda perfil capote redondo</p>	 40,1	700 cm 1 PZ	
5		11XLSAP	<p>staffa parete cappotta tonda wall bracket for dome canopies Wandkonsole für runde-Korbmarkisen étrier mural pour corbeille ronde soporte pared capota redonda estribo parede capote redondo</p>		1 PZ	
6		11XLSAS	<p>staffa soffitto cappotta tonda ceiling bracket for dome canopy Runde Korbmarkise-Deckenkonsole étrier plafond corbeille ronde soporte techo capota redonda estribo teto capote redondo</p>		1 PZ	
7		11XLSAL	<p>staffa laterale cappotta tonda side bracket for dome canopy Runde-Korbmarkisen Seitenkonsole étrier de fixation lateral pour courbeille ronde soporte lateral capota redonda estribo lateral capote redondo</p>		1 PZ	
8		11XLSGR	<p>snodo a 180° 180° articulated joint 180° Knickengelenk articulation à 180° articulación 180° junta a 180°</p>		1 PZ	
9		11XLSIT	<p>snodo intermedio "T" "T" shaped middle joint "T" Zwischen Gelenk articulation intermédiaire en "T" articulación intermedio "T" junta intermedia "T"</p>		1 PZ	
10		11XLSM	<p>snodo a 45° maschio 45° male articulated joint 45° Gelenk mit Stecker articulation à 45° mâle articulación 45° macho junta a 45° macho</p>		1 PZ	
11		11XLSF	<p>snodo a 45° femmina 45° female articulated joint 45° Steckbuchsenteil articulation à 45° femelle articulación 45° hembra junta 45° fêmea</p>		1 PZ	

MONTEVERDI

sporgenza max | max projection | maximale Ausladung
avancée maximale | salida máx | saliência máxima

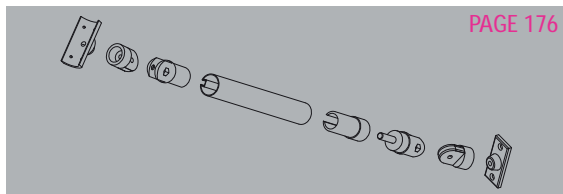
160 cm



MINUETTO

MI

PAGE 176



AVAILABLE COLOURS

RAL 9010



ALERT 1

per larghezze da 200 a 300 cm: + 1 trasverso;
per larghezze da 300 a 400 cm: + 2 trasversi.

for widths from 200 to 300 cms: + 1 transverse;
for widths from 300 to 400 cms: + 2 transverses.

für Breiten von 200 bis 300 cm: + 1 querträger;
für Breiten von 300 bis 400 cm: + 2 querträger.

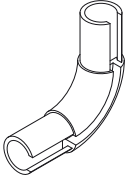
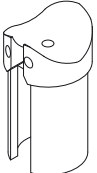
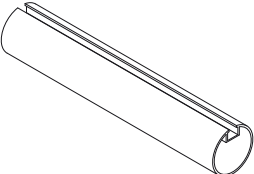
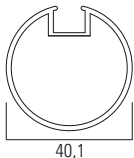

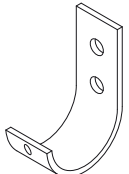
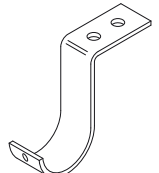
pour largeurs de 200 jusqu'à 300 cm: + 1 tirant;
pour largeurs de 300 jusqu'à 400 cm: + 2 tirants.

para anchuras de 200 hasta 300 cm + 1 trasverso;
para anchura de 300 hasta 400 cm: + 2 transversos.

para larguras de 200 a 300 cm: + 1 trasverso;
para larguras de 300 a 400 cm: + 2 transversos.

N° 



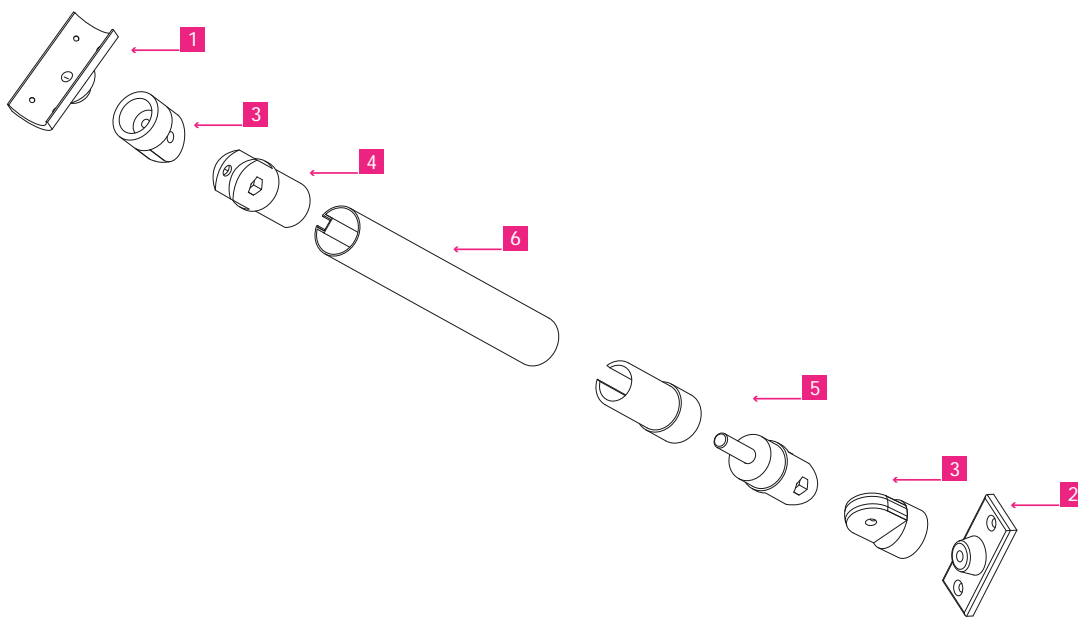
1		11XLCSL	<p>curva 90° spacco laterale 90° bend profile with side cut Kurve 90° mit lateralem Schlitz courbe 90° rainure latérale curva 90° abertura lateral curva 90° fenda lateral</p>		1 PZ		
2		11XLITAT	<p>inserto terminale profilo end profile joint Kupplung für Ausfallprofil branche pour profil terminal inserto barra de carga suplemento barra terminal perfil</p>		1 PZ		
3		ESTRCTL7000	<p>profilo cappotta tonda profile dome canopy Ausfallprofil für Runde Korbmarkise profil corbeille ronde perfil capota redonda perfil capote redondo</p>	 <p>40,1</p>	700 cm	1 PZ	
4		11XLSAP	<p>staffa parete cappotta tonda wall bracket for dome canopies Wandkonsole für runde-Korbmarkisen étrier mural pour corbeille ronde soporte pared capota redonda estribo pared capote redondo</p>		1 PZ		
5		11XLSAS	<p>staffa soffitto cappotta tonda ceiling bracket for dome canopy Runde Korbmarkise-Deckenkonsole étrier plafond corbeille ronde soporte techo capota redonda estribo teto capote redondo</p>		1 PZ		

MINUETTO

sporgenza max | **max projection** | maximale Ausladung
avancée maximale | salida máx | saliência máxima

160 cm

MAX
160 cm



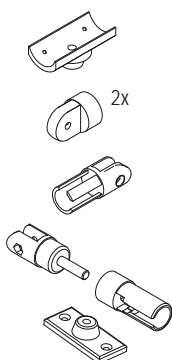
AVAILABLE COLOURS
RAL 9010

KIT MINUETTO

kit minuetto
minuetto kit

Kit Minuetto
kit minuetto

kit minuetto
kit minuetto




11XLSETO

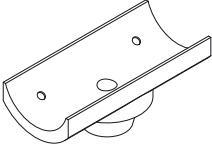
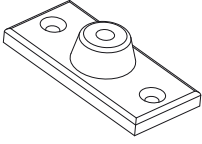
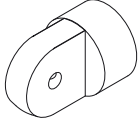
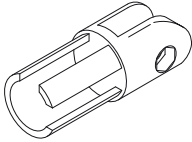
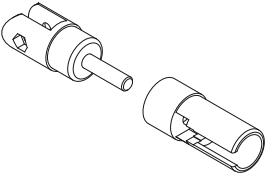
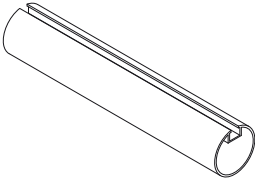
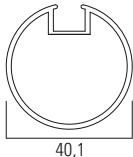
kit minuetto
minuetto kit
Kit Minuetto
kit minuetto
kit minuetto
kit minuetto

1 + 2 +
3(x2) + 4 + 5

1 PZ

N° 



1		11XLPTON	<p>piastrina tonda per snodo girevole round plate for swivel joint Runde Platte für Drehgelenk plaque ronde pour articulation pivotante placa redonda para articulación giratoria placa redonda para junta giratória</p>		1 PZ	
2		11XLPPIA	<p>piastrina piatta per snodo girevole flat plate for swivel joint Flache Platte für Drehgelenk plaque plate pour articulation pivotante placa plana para articulación giratoria placa plana para junta giratória</p>		1 PZ	
3		11XLSG360	<p>snodo girevole 360° cappotta tonda 360° swivel joint with round hood 360° Drehgelenk mit Runder Haube articulation pivotante 360° avec capot rond articulación giratoria de 360° con capucha redonda junta giratória 360° com capô redondo</p>		1 PZ	
4		11XLSGR	<p>snodo a 180° 180° articulated joint 180° Knickgelenk articulation à 180° articulación 180° junta a 180°</p>		1 PZ	
5		11XLSCV	<p>snodo a vite per braccetto screw joint for arm Schraubverbindung für Arm joint à vis pour bras junta roscada para brazo junta de parafuso para braço</p>		1 PZ	
6		ESTRCTL7000	<p>profilo cappotta tonda profile dome canopy Ausfallprofil für Runde Korbmarkise profil corbeille ronde perfil capota redonda perfil capote redondo</p>		700 cm	<p>1 PZ</p> 