

A TOUCH OF SHADE

WHY  
NOT  
?

euromflex 

DROP AWNINGS

CHOPIN

tenda  
awning  
Markise  
store  
toldo  
toldo

altezza max cm  
max height cm  
maximale Höhe cm  
hauteur max cm  
salida máx cm  
saliência máxima cm

numero pagina  
page no.  
Seite Nr.  
page n°  
número de página  
página número

## GUIDED VERTICAL AWNING

CHOPIN CABLE MANUAL	300 cm	3
CHOPIN CABLE MOTOR	300 cm	8
CHOPIN GUIDE MANUAL	300 cm	12
CHOPIN GUIDE MOTOR	300 cm	16



## CHOPIN CABLE MANUAL

larghezza max  
max width cm  
Max. Breite cm  
largeur max cm  
ancho máx cm  
largura max cm

altezza max  
max height  
maximale Höhe  
hauteur max  
salida máx  
saliência máxima

**300 cm**

**300 cm**



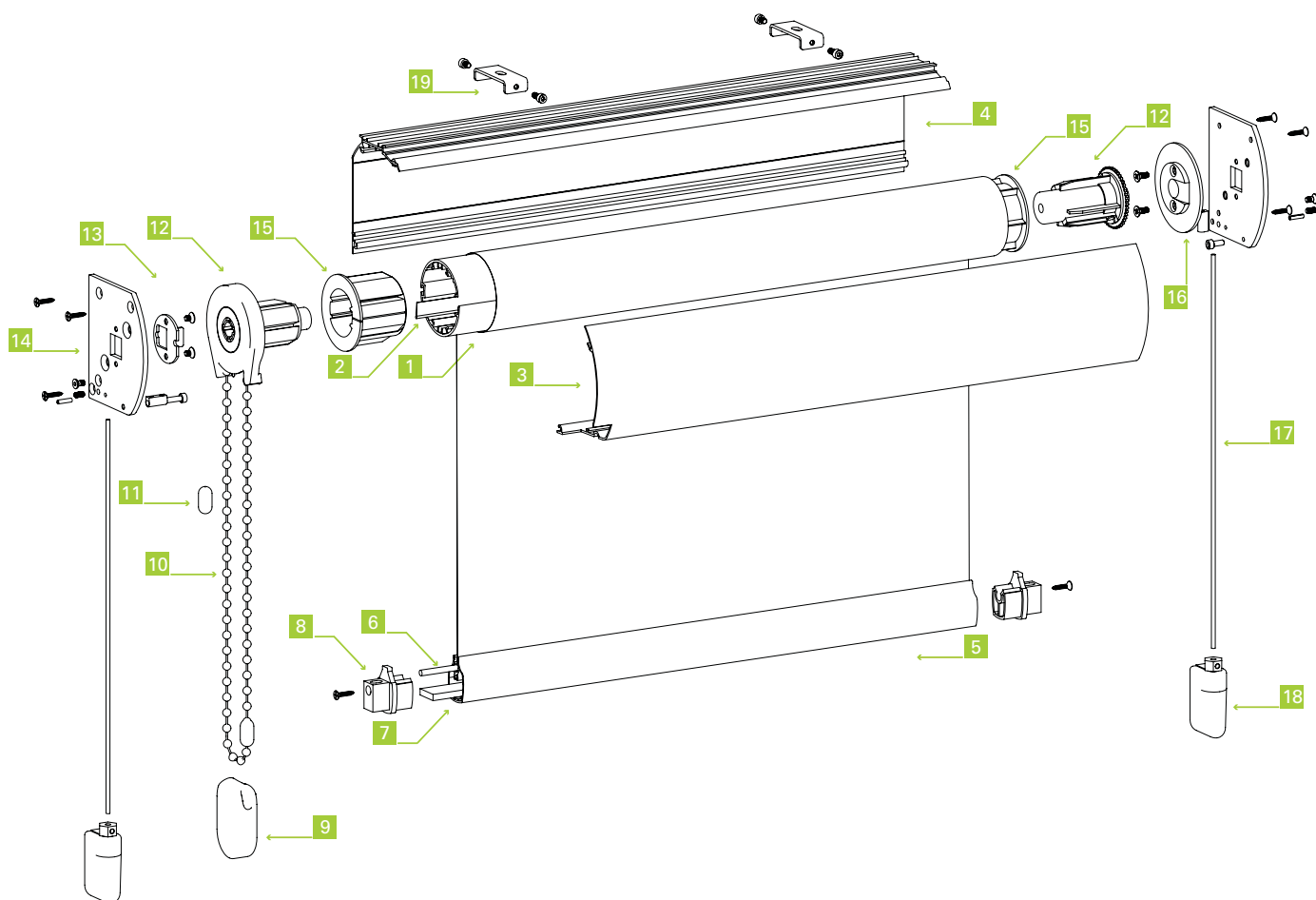
# CHOPIN CABLE MANUAL

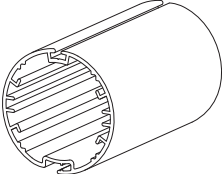
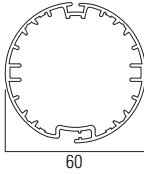
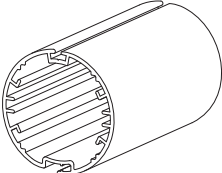
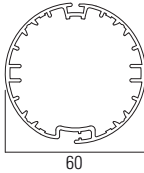
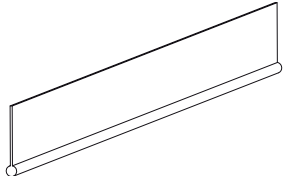
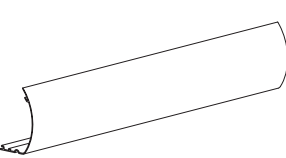
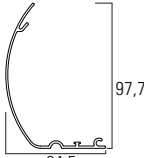
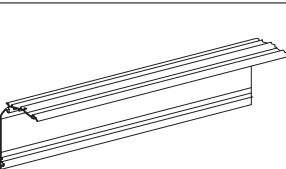
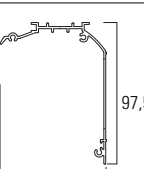
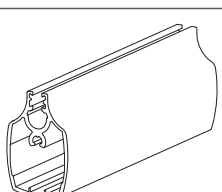
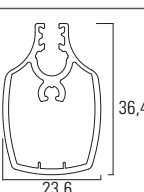
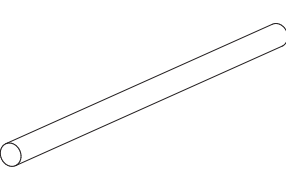
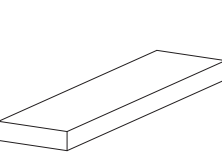
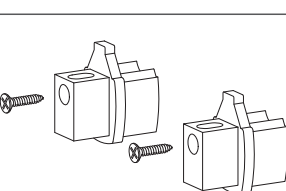
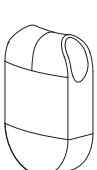
altezza max  
max height  
maximale Höhe  
hauteur max  
salida máx  
saliência máxima





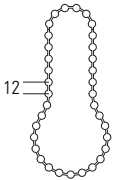
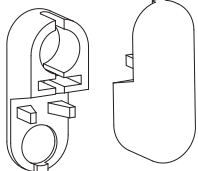
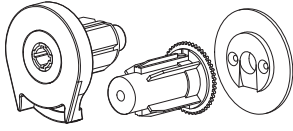
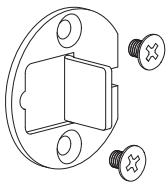
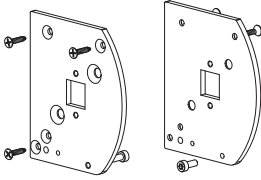
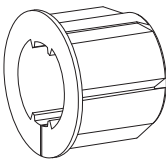
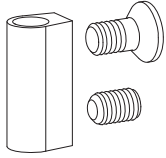
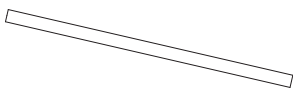
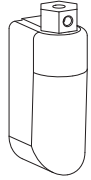
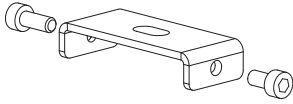
**300 cm**

larghezza max  
max width cm  
Max. Breite cm  
largeur max cm  
ancho máx cm  
largura max cm

**300 cm**



N°							€
1		10XLCHTU6A	tubo 600 cm Ø 60x1,4 mm tube cm 600 Ø 60x1,4 mm Rohr 600cm Ø 60x1,4 mm tuyau 600cm Ø 60x1,4 mm tubo cm 600 Ø 60x1,4 mm tubo 600 cm Ø 60x1,4 mm			4 PZ	
1B		10XLCHTU6B	tubo 600 cm Ø 60x2 mm tube cm 600 Ø 60x2 mm Rohr 600cm Ø 60x2 mm tuyau 600cm Ø 60x2 mm tubo cm 600 Ø 60x2 mm tubo 600 cm Ø 60x2mm			4 PZ	
2		10XLCHGRN	guarnizione di bloccaggio locking gasket Sperrdichtung joint de blocage junta de fijación gaxeta de bloqueio			50 ML	
3		10XLCHCANL6000	cassonetto anteriore chopin front cassette chopin Vorderkassette Chopin coffre antérieur chopin cajón delantero chopin caixote dianteiro chopin			600 cm 1 PZ	
4		10XLCHCAPOL6000	cassonetto posteriore chopin rear cassette chopin Hintenkassette Chopin coffre postérieur chopin cajón trasero chopin caixote traseiro chopin			600 cm 1 PZ	
5		10XLCHTERL6000	terminale chopin terminal profile chopin Ende-Ausfallprofil Chopin profil terminal chopin perfil terminal chopin perfil terminal chopin			600 cm 4 PZ	
6		10XLCHPLST	tubetto per tessuto Ø 4 mm L. 4000 small tube for fabric Ø 4 mm L. 4000 Röhrchen für Tuch Ø 4 mm L. 4000 tube pour tissu Ø 4 mm L. 4000 tubo para tejido Ø 4 mm L. 4000 tubo de tecido Ø 4 mm L. 4000			4 PZ	
7		10XLCHWAI	peso per terminale cm 200 weight for terminal bar cm 200 Gewicht für Endprofil cm 200 poids pour terminal cm 200 peso para el terminal cm 200 peso para o terminal cm 200			5 PZ	
8		10XLCHTACV	tappo terminale chopin cap for terminal bar chopin Verschluss für Endprofil Chopin bouchon pour terminal chopin tapa para terminal chopin tampão para o terminal chopin			16 CP	
9		10XLCHCOP	peso per corda weight for rope Gewicht für Seil poids pour cordage peso para cuerda peso para corda			10 PZ	

N°					€
10		10XLCHCOA	corda Ø 6,5 cm rope Ø 6,5 cm Seil Ø 6,5 cm cordage Ø 6,5 cm cuerda Ø 6,5 cm corda Ø 6,5 cm	200x140	100ML
11		10XLCHPAC	passacorda Ø 6,5 mm rope running device Ø 6,5 cm Seillaufgerät Ø 6,5 cm dispositif passant cordage Ø 6,5 cm deslizamiento de cuerda Ø 6,5 cm deslizante corda Ø 6,5 cm		100PZ
12		10XLCHMNC	kit controllo manuale manual operation kit Handbetrieb Kit kit d'actionnement manuel kit de operación manual kit operação manual		8 PZ
13		10XLCHMCM	supporto controllo manuale manual operation support Stütz für Handbetrieb soutien pour le mode manuel soporte para operación manual suporte para operação manual		8 PZ
14		10XLCHCTEU	testata cassonetto chopin carter for cassette chopin Carter für Kasette Chopin tête pour coffre chopin carter para cajón chopin cabeceira para caixote chopin		8 CP
15		10XLCHAPT	adattatore Ø 38 mm adapter Ø 38 mm Adapter Ø 38 mm adaptateur Ø 38 mm adaptador Ø 38 mm adaptador Ø 38 mm		16 PZ
16		10XLCHPCVS	passacavo superiore upper cable entry obere Kabeldurchführung chaumard supérieur pasacables superior fairlead superior		16 PZ
17		10XLCHCVNY	cavo ricoperto in nylon Ø 2 mm upper cable entry Ø 2 mm obere Kabeldurchführung Ø 2 mm câble revêtu en nylon Ø 2 mm cable de nylon recubierto Ø 2 mm cabo de nylon recubierto Ø 2 mm		50 ML
18		10XLCHINBL	blocco inferiore per cavo lower block for cable unteren Stück für Kabel bloc inférieur pour câble bloque inferior para cable componente inferior para cabo		16 PZ
19		10XLCHSTS	staffetta soffitto chopin small ceiling bracket chopin kleiner Deckenträger Chopin petit étrier plafond chopin pequeño soporte para techo chopin pequeno suporte de teto chopin		20 PZ



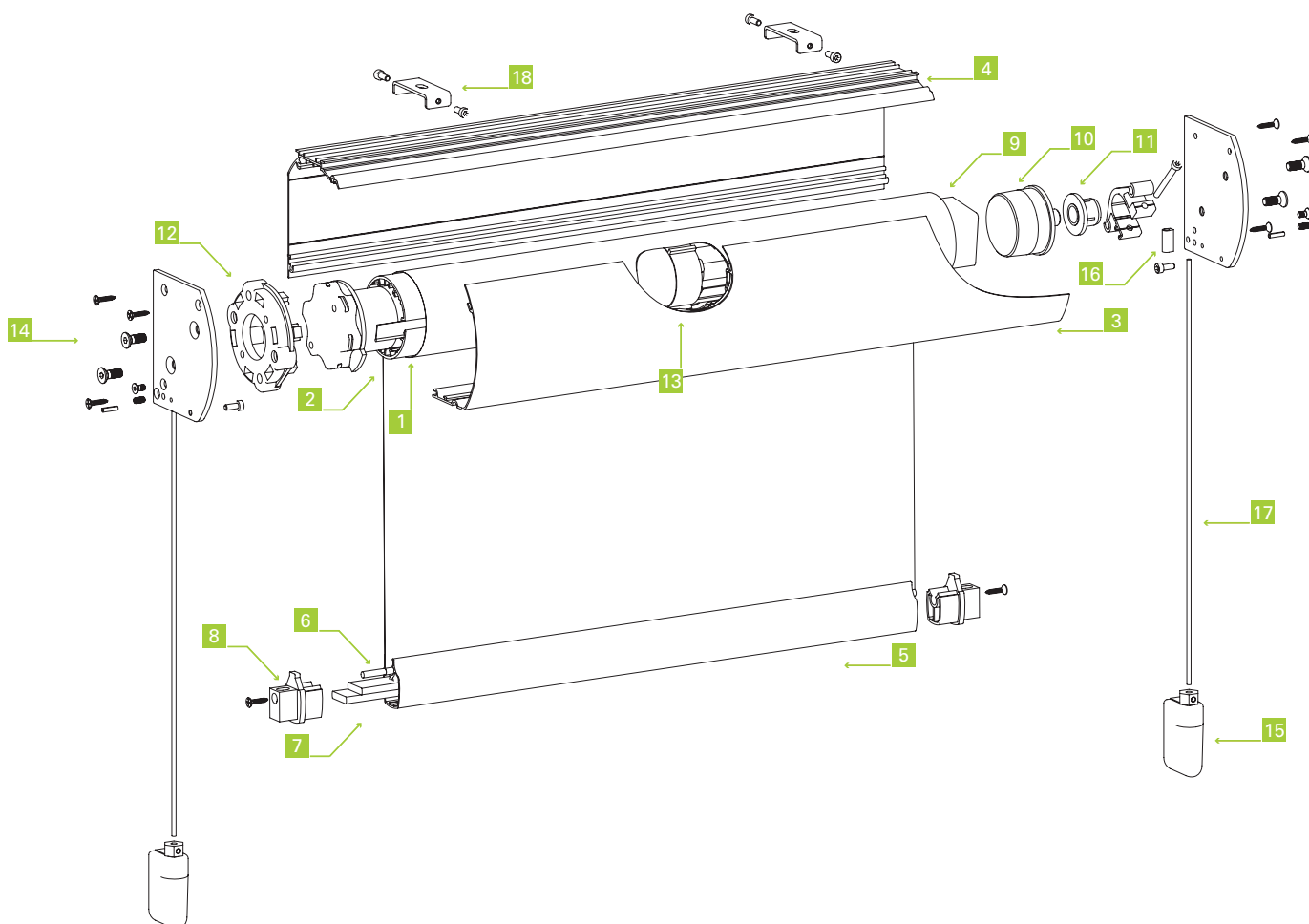
# CHOPIN CABLE MOTOR

altezza max  
max height  
maximale Höhe  
hauteur max  
salida máx  
saliência máxima

**300 cm**

larghezza max  
max width cm  
Max. Breite cm  
largeur max cm  
ancho máx cm  
largura max cm

**400 cm**



Il motore suggerito è Somfy® e si consiglia di mettere la barra quadra all'interno del tubo quando la tenda oltrepassa i 3 metri di larghezza.

we suggest Somfy® motor and we suggest to put the square bar inside the tube, when the awning exceeds a width of 3 meters.

Wir empfehlen Somfy® Motor und wir schlagen vor, den Vierkant-Tragrohr im Inneren der Röhre zu setzen, wenn die Markise eine Breite von 3 Metern überschreitet.

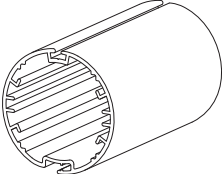
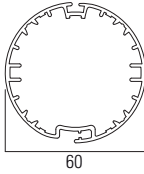
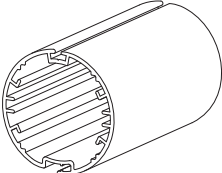
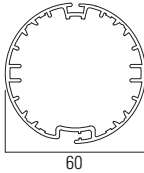
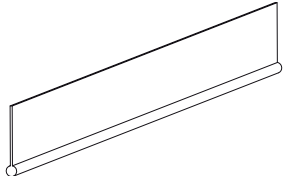
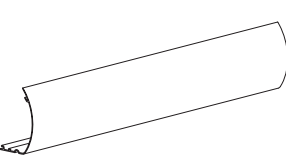
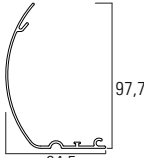
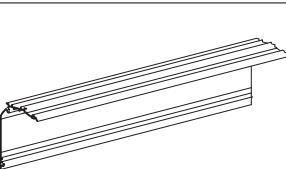
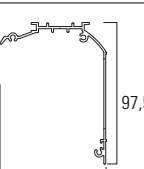
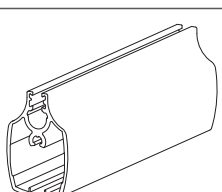
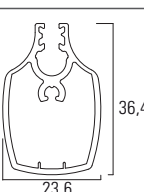
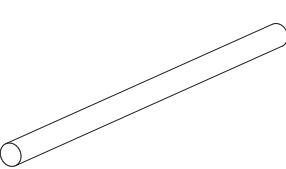
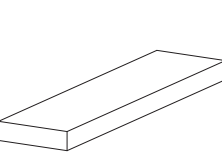
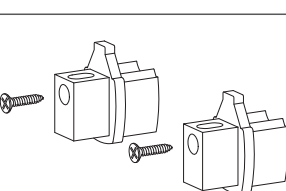
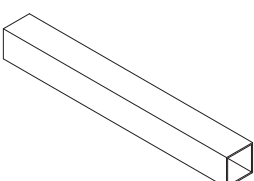
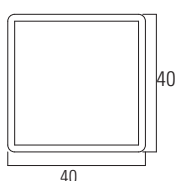
Nous suggérons le moteur Somfy® and nous Vous conseillons de mettre la barre carrée à l'intérieur du tube, quand le store dépasse le 3 mètres de largeur.





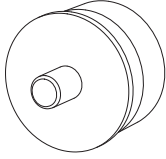
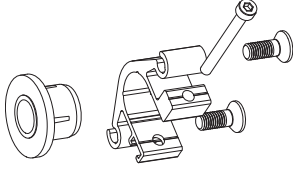
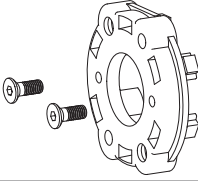
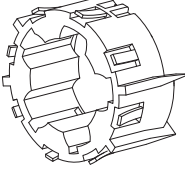
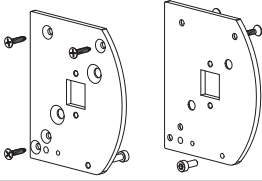
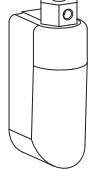
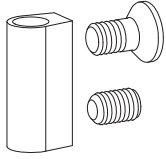
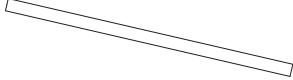
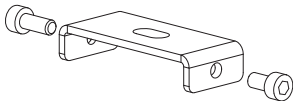
sugerimos Somfy® motor y sugerimos de poner la barra cuadrada dentro del tubo, cuando el toldo exceda una anchura de 3 metros.

sugerimos Motor Somfy® e sugerimos de colocar a barra quadrada dentro do tubo, quando o toldo excede uma largura de 3 metros.

**HELP**



N°								€
1		10XLCHTU6A	tubo 600 cm Ø 60x1,4 mm tube cm 600 Ø 60x1,4 mm Rohr 600cm Ø 60x1,4 mm tuyau 600cm Ø 60x1,4 mm tubo cm 600 Ø 60x1,4 mm tubo 600 cm Ø 60x1,4 mm				4 PZ	
1B		10XLCHTU6B	tubo 600 cm Ø 60x2 mm tube cm 600 Ø 60x2 mm Rohr 600cm Ø 60x2mm tuyau 600cm Ø 60x2 mm tubo cm 600 Ø 60x2 mm tubo 600 cm Ø 60x2mm				4 PZ	
2		10XLCHGRN	guarnizione di bloccaggio locking gasket Sperrdichtung joint de blocage junta de fijación gaxeta de bloqueio				50 ML	
3		10XLCHCANL6000	cassonetto anteriore chopin front cassette chopin Vorderkassette Chopin coffre antérieur chopin cajón delantero chopin caixote dianteiro chopin			600 cm	1 PZ	
4		10XLCHCAPOL6000	cassonetto posteriore chopin rear cassette chopin Hintenkassette Chopin coffre postérieur chopin cajón trasero chopin caixote traseiro chopin			600 cm	1 PZ	
5		10XLCHTERL6000	terminale chopin terminal profile chopin Ende-Ausfallprofil Chopin profil terminal chopin perfil terminal chopin perfil terminal chopin			600 cm	4 PZ	
6		10XLCHPLST	tubetto per tessuto Ø 4 mm L. 4000 small tube for fabric Ø 4 mm L. 4000 Röhrchen für Tuch Ø 4 mm L. 4000 tube pour tissu Ø 4 mm L. 4000 tubo para tejido Ø 4 mm L. 4000 tubo de tecido Ø 4 mm L. 4000				4 PZ	
7		10XLCHWAI	peso per terminale cm 200 weight for terminal bar cm 200 Gewicht für Endprofil cm 200 poids pour terminal cm 200 peso para el terminal cm 200 peso para o terminal cm 200				5 PZ	
8		10XLCHTACV	tappo terminale chopin cap for terminal bar chopin Verschluss für Endprofil Chopin bouchon pour terminal chopin tapa para terminal chopin tampão para o terminal chopin				16 CP	
9		BQ40X40L4000 BQ40X40L5000 BQ40X40L6000 BQ40X40L7000	barra quadra mm 40x40 40x40 mm square bar Vierkant-Tragrohr 40x40 mm barre carrée 40x40 mm barra cuadrada mm 40x40 barra quadrada mm 40x40			400 cm 500 cm 600 cm 700 cm	1 PZ	

N°					€
10		10XLCHCA6	calotta per tubo Ø 47 cap for Ø 47 tube Wellenkapsel für Rohr Ø 47 calotte pour tube Ø 47 casquillo para tubo Ø 47 calote para tubo Ø 47	8 PZ	
11		10XLCHBOD	boccola e distanziale bushing and spacer Buchse und Abstandshalter douille et espaceur buje y espaciador bucha e espaçador	8 PZ	
12		10XLCHSUMO	supporto motore stirrup for motor Halterung für Motor support pour moteur soporte para motor apojo para motor	8 PZ	
13		10XLCHGNZ	disco di rotazione motore motor-rotation disc Scheibe für Motor-Drehung moteur de rotation du disque disco de rotación del motor disco de rotação motor	8 PZ	
14		10XLCHCTEU	testata cassetto chopin carter for cassette chopin Carter für Kasette Chopin tête pour coffre chopin carter para cajón chopin cabeceira para caixote chopin	8 CP	
15		10XLCHINBL	blocco inferiore per cavo lower block for cable unteren Stück für Kabel bloc inférieur pour câble bloque inferior para cable componente inferior para cabo	16 PZ	
16		10XLCHPCVS	passacavo superiore upper cable entry obere Kabeldurchführung chaumard supérieur pasacables superior fairlead superior	16 PZ	
17		10XLCHCVNY	cavo ricoperto in nylon Ø 2 mm upper cable entry Ø 2 mm obere Kabeldurchführung Ø 2 mm câble revêtu en nylon Ø 2 mm cable de nylon recubierto Ø 2 mm cabo de nylon recubierto Ø 2 mm	50 ML	
18		10XLCHSTS	staffetta soffitto chopin small ceiling bracket chopin kleiner Deckenträger Chopin petit étrier plafond chopin pequeño soporte para techo chopin pequeno suporte de teto chopin	20 PZ	



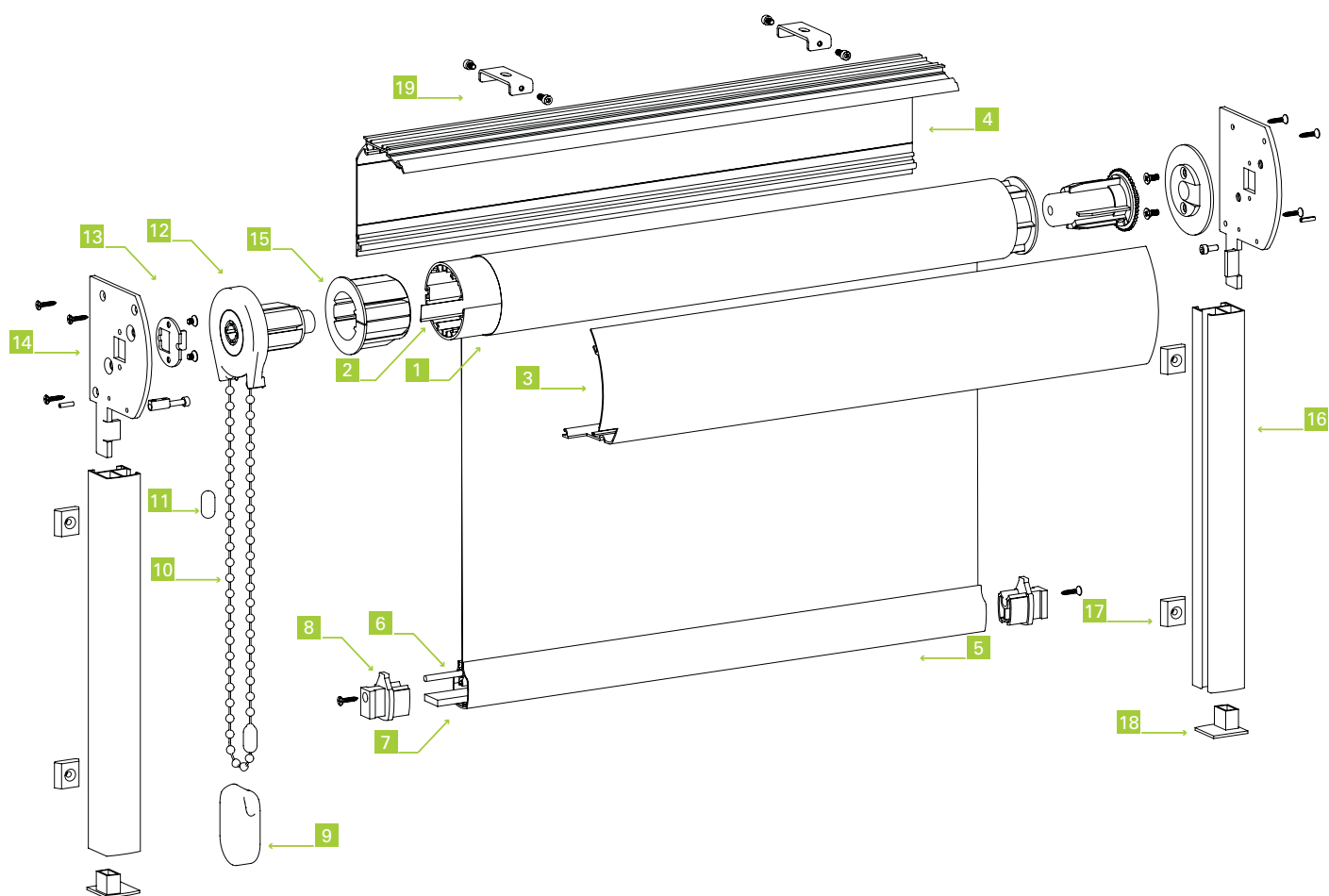
# CHOPIN GUIDE MANUAL

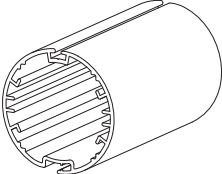
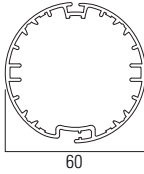
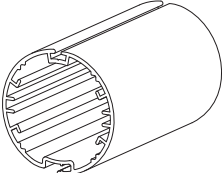
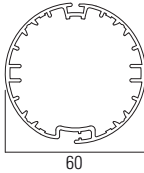
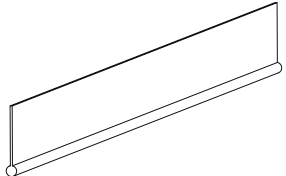
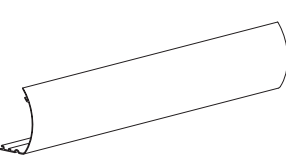
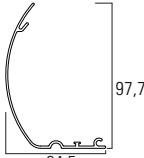
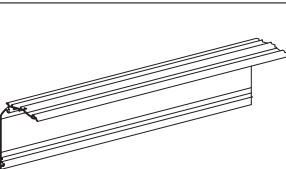
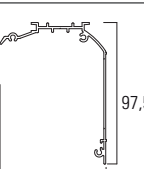
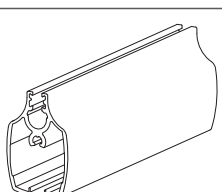
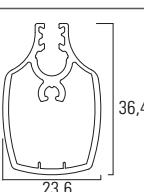
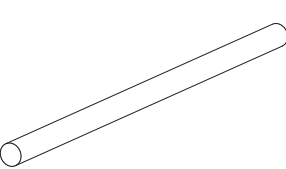
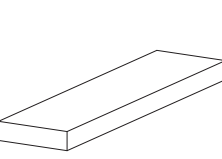
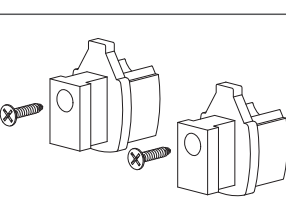
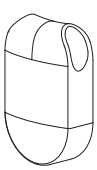
altezza max  
max height  
maximale Höhe  
hauteur max  
salida máx  
saliência máxima






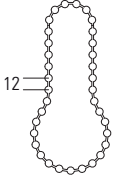
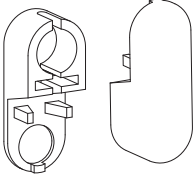
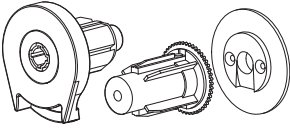
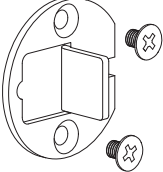
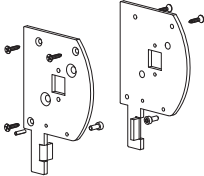
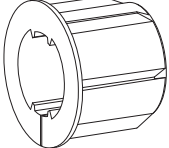
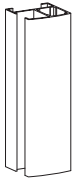
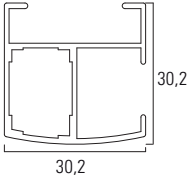
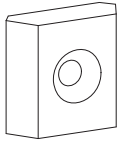
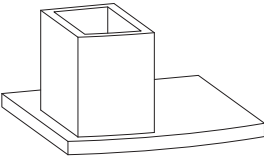
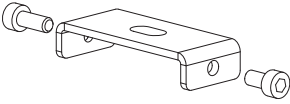
**300 cm**

larghezza max  
max width cm  
Max. Breite cm  
largeur max cm  
ancho máx cm  
largura max cm

**300 cm**



N°								€
1		10XLCHTU6A	tubo 600 cm Ø 60x1,4 mm tube cm 600 Ø 60x1,4 mm Rohr 600 cm Ø 60x1,4 mm Tuyau 600 cm Ø 60x1,4 mm tubo cm 600 Ø 60x1,4 mm tubo 600 cm Ø 60x1,4 mm				4 PZ	
1B		10XLCHTU6B	tubo 600 cm Ø 60x2 mm tube cm 600 Ø 60x2 mm Rohr 600 cm Ø 60x2mm Tuyau 600 cm Ø 60x2 mm tubo cm 600 Ø 60x2 mm tubo 600 cm Ø 60x2mm				4 PZ	
2		10XLCHGRN	guarnizione di bloccaggio locking gasket Sperrdichtung joint de blocage junta de fijación gaxeta de bloqueio				50 ML	
3		10XLCHCANL6000	cassonetto anteriore chopin front cassette chopin Vorderkassette Chopin coffre antérieur chopin cajón delantero chopin caixote dianteiro chopin			600 cm	1 PZ	
4		10XLCHCAPOL6000	cassonetto posteriore chopin rear cassette chopin Hintenkassette Chopin coffre postérieur chopin cajón trasero chopin caixote traseiro chopin			600 cm	1 PZ	
5		10XLCHTERL6000	terminale chopin terminal profile chopin Ende-Ausfallprofil Chopin profil terminal chopin perfil terminal chopin perfil terminal chopin			600 cm	4 PZ	
6		10XLCHPLST	tubetto per tessuto Ø 4 mm L. 4000 small tube for fabric Ø 4 mm L. 4000 Röhrchen für Tuch Ø 4 mm L. 4000 tube pour tissu Ø 4 mm L. 4000 tubo para tejido Ø 4 mm L. 4000 tubo de tecido Ø 4 mm L. 4000				4 PZ	
7		10XLCHWAI	peso per terminale cm 200 weight for terminal bar cm 200 Gewicht für Endprofil cm 200 poids pour terminal cm 200 peso para el terminal cm 200 peso para o terminal cm 200				5 PZ	
8		10XLCHTATE	tappo terminale chopin per guida cap for terminal bar chopin with guide Verschluss für Endprofil Chopin mit Führung bouchon pour terminal chopin avec coulisse tapa para terminal chopin con con guía tampão para o terminal chopin com guia				16 CP	
9		10XLCHCOP	peso per corda weight for rope Gewicht für Seil poids pour cordage peso para cuerda peso para corda				10 PZ	

N°					
10		10XLCHCOA	corda Ø 6,5 cm rope Ø 6,5 cm Seil Ø 6,5 cm cordage Ø 6,5 cm cuerda Ø 6,5 cm corda Ø 6,5 cm	200x140	100ML
11		10XLCHPAC	passacorda Ø 6,5 mm rope running device Ø 6,5 cm Seillaufgerät Ø 6,5 cm dispositif passant cordage Ø 6,5 cm deslizamiento de cuerda Ø 6,5 cm deslizante corda Ø 6,5 cm		100PZ
12		10XLCHMNC	kit controllo manuale manual operation kit Handbetrieb Kit kit d'actionnement manuel kit de operación manual kit operação manual		8 PZ
13		10XLCHMCM	supporto controllo manuale manual operation support Stütz für Handbetrieb soutien pour le mode manuel soporte para operación manual suporte para operação manual		8 PZ
14		10XLCHTEST	testata cassonetto chopin con guida carter for cassette chopin with guide Carter für Kasette Chopin mit Führung pied pour coulisse chopin carter para cajón chopin con con guía cabeceira para caixote chopin com guia		16 CP
15		10XLCHAPT	adattatore Ø 38 mm adapter Ø 38 mm Adapter Ø 38 mm adaptateur Ø 38 mm adaptador Ø 38 mm adaptador Ø 38 mm		16 PZ
16		10XLCHGUIL6000	guide in alluminio 30x30 mm aluminum guide mm 30x30 Aluminium-Führung mm 30x30 coulisse en aluminium mm 30x30 guía de aluminio mm 30x30 guia em alumínio mm 30x30		600 cm 5 PZ
17		10XLCHCL	clip per guida clip for guide Sicherung für Führung clip pour coulisse sujeción para guía clipe para guia		100PZ
18		10XLCHPIE	piede guida chopin foot for chopin guide Füßchen für Chopins-Führung tête pour coffre chopin avec coulisse pieza final para guía chopin pés para guia chopin		50 PZ
19		10XLCHSTS	staffetta soffitto chopin small ceiling bracket chopin kleiner Deckenträger Chopin petit étrier plafond chopin pequeño soporte para techo chopin pequeno suporte de teto chopin		20 PZ



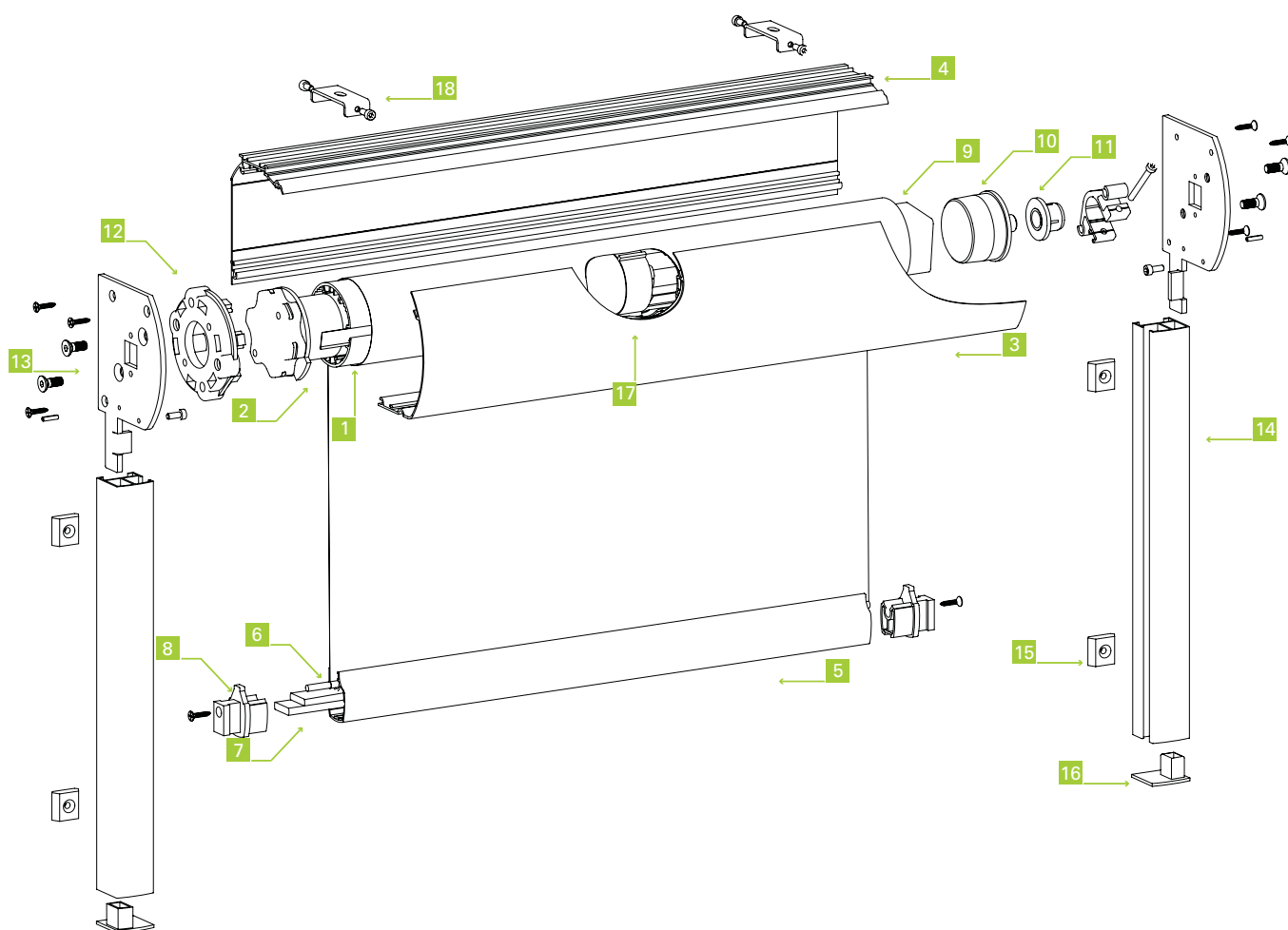
# CHOPIN GUIDE MOTOR

altezza max  
max height  
maximale Höhe  
hauteur max  
salida máx  
saliência máxima

**300 cm**

larghezza max  
max width cm  
Max. Breite cm  
largeur max cm  
ancho máx cm  
largura max cm

**400 cm**



## HELP



Il motore suggerito è Somfy® e si consiglia di mettere la barra quadra all'interno del tubo quando la tenda oltrepassa i 3 metri di larghezza.

we suggest Somfy® motor and we suggest to put the square bar inside the tube, when the awning exceeds a width of 3 meters.

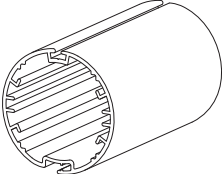
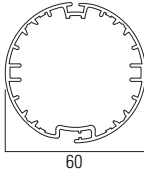
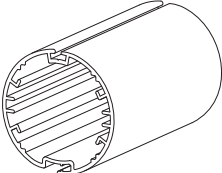
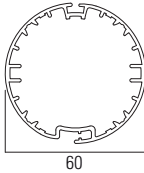
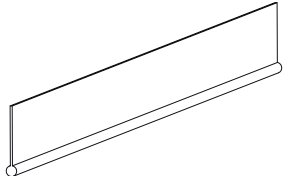
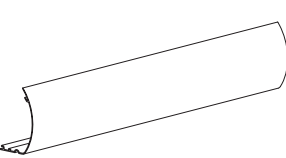
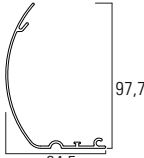
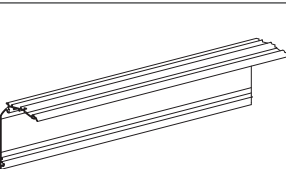
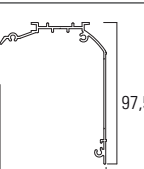
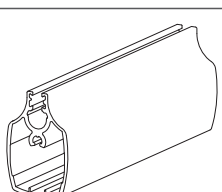
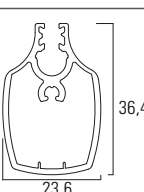
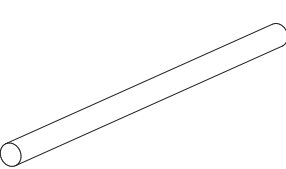
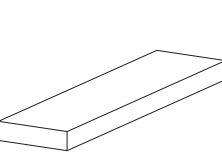
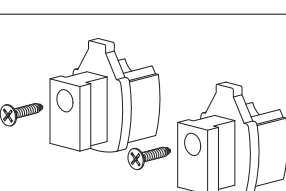
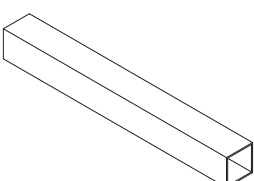
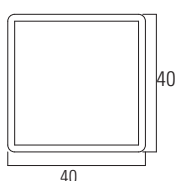
Wir empfehlen Somfy® Motor und wir schlagen vor, den Vierkant-Tragrohr im Inneren der Röhre zu setzen, wenn die Markise eine Breite von 3 Metern überschreitet.





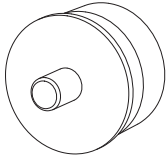
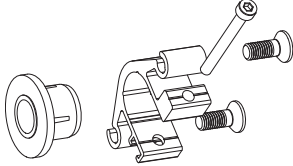
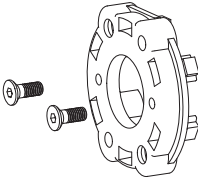
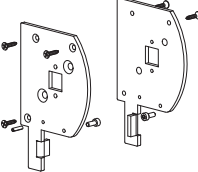

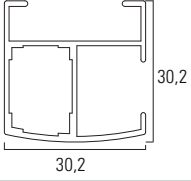
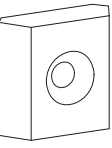
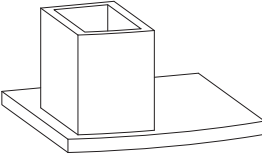
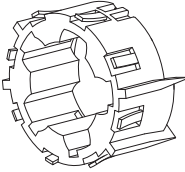
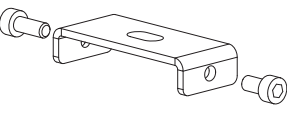
Nous suggérons le moteur Somfy® and nous Vous conseillons de mettre la barre carrée à l'intérieur du tube, quand le store dépasse le 3 mètres de largeur.

sugerimos Somfy® motor y sugerimos de poner la barra cuadrada dentro del tubo, cuando el toldo exceda una anchura de 3 metros.

sugerimos Motor Somfy® e sugerimos de colocar a barra quadrada dentro do tubo, quando o toldo excede uma largura de 3 metros.



N°								€
1		10XLCHTU6A	tubo 600 cm Ø 60x1,4 mm tube cm 600 Ø 60x1,4 mm Rohr 600cm Ø 60x1,4 mm tuyau 600cm Ø 60x1,4 mm tubo cm 600 Ø 60x1,4 mm tubo 600 cm Ø 60x1,4 mm				4 PZ	
1B		10XLCHTU6B	tubo 600 cm Ø 60x2 mm tube cm 600 Ø 60x2 mm Rohr 600cm Ø 60x2mm tuyau 600cm Ø 60x2 mm tubo cm 600 Ø 60x2 mm tubo 600 cm Ø 60x2mm				4 PZ	
2		10XLCHGRN	guarnizione di bloccaggio locking gasket Sperrdichtung joint de blocage junta de fijación gaxeta de bloqueio				50 ML	
3		10XLCHCANL6000	cassonetto anteriore chopin front cassette chopin Vorderkassette Chopin coffre antérieur chopin cajón delantero chopin caixote dianteiro chopin			600 cm	1 PZ	
4		10XLCHCAPOL6000	cassonetto posteriore chopin rear cassette chopin Hintenkassette Chopin coffre postérieur chopin cajón trasero chopin caixote traseiro chopin			600 cm	1 PZ	
5		10XLCHTERL6000	terminale chopin terminal profile chopin Ende-Ausfallprofil Chopin profil terminal chopin perfil terminal chopin perfil terminal chopin			600 cm	4 PZ	
6		10XLCHPLST	tubetto per tessuto Ø 4 mm L. 4000 small tube for fabric Ø 4 mm L. 4000 Röhrchen für Tuch Ø 4 mm L. 4000 tube pour tissu Ø 4 mm L. 4000 tubo para tejido Ø 4 mm L. 4000 tubo de tecido Ø 4 mm L. 4000				4 PZ	
7		10XLCHWAI	peso per terminale cm 200 weight for terminal bar cm 200 Gewicht für Endprofil cm 200 poids pour terminal cm 200 peso para el terminal cm 200 peso para o terminal cm 200				5 PZ	
8		10XLCHTATE	tappo terminale chopin per guida cap for terminal bar chopin with guide Verschluss für Endprofil Chopin mit Führung bouchon pour terminal chopin avec coulisse tapa para terminal chopin con con guía tampão para o terminal chopin com guia				16 CP	
9		BQ40X40L4000 BQ40X40L5000 BQ40X40L6000 BQ40X40L7000	barra quadra mm 40x40 40x40 mm square bar Vierkant-Tragrohr 40x40 mm barre carrée 40x40 mm barra cuadrada mm 40x40 barra quadrada mm 40x40			400 cm 500 cm 600 cm 700 cm	1 PZ	

N°					€	
10		10XLCHCA6	calotta per tubo Ø 47 cap for Ø 47 tube Wellenkapsel für Rohr Ø 47 calotte pour tube Ø 47 casquillo para tubo Ø 47 calote para tubo Ø 47		8 PZ	
11		10XLCHBOD	boccola e distanziale bushing and spacer Buchse und Abstandshalter douille et espaceur buje y espaciador bucha e espaçador		8 PZ	
12		10XLCHSUMO	supporto motore stirrup for motor Halterung für Motor support pour moteur soporte para motor apojo para motor		8 PZ	
13		10XLCHTEST	testata cassonetto chopin con guida carter for cassette chopin with guide Carter für Kasette Chopin mit Führung pied pour coulisse chopin carter para cajón chopin con con guía cabeceira para caixote chopin com guia		16 CP	
14		10XLCHGUIL6000	guide in alluminio 30x30 mm aluminum guide mm 30x30 Aluminium-Führung mm 30x30 coulisse en aluminium mm 30x30 guía de aluminio mm 30x30 guia em alumínio mm 30x30		600 cm	5 PZ
15		10XLCHCL	clip per guida clip for guide Sicherung für Führung clip pour coulisse sujeción para guía cliipe para guia		100 PZ	
16		10XLCHPIE	piede guida chopin foot for chopin guide Fußchen für Chopins-Führung tête pour coffre chopin avec coulisse pieza final para guía chopin pés para guia chopin		50 PZ	
17		10XLCHGNZ	disco di rotazione motore motor-rotation disc Scheibe für Motor-Drehung moteur de rotation du disque disco de rotación del motor disco de rotação motor		8 PZ	
18		10XLCHSTS	staffetta soffitto chopin small ceiling bracket chopin kleiner Deckenträger Chopin petit étrier plafond chopin pequeño soporte para techo chopin pequeno suporte de teto chopin		20 PZ	

# AVAILABLE COLOURS

	RAL9010	RAL7035	RAL1013	OTHER RAL
CHOPIN CABLE MANUAL	STANDARD	to be quoted	to be quoted	to be quoted
CHOPIN CABLE MOTOR	STANDARD	to be quoted	to be quoted	to be quoted
CHOPIN GUIDE MANUAL	STANDARD	to be quoted	to be quoted	to be quoted
CHOPIN GUIDE MOTOR	STANDARD	to be quoted	to be quoted	to be quoted

RAL: ALTRI | OTHER | ANDERE | AUTRES | OTROS | OUTROS

preventivo - quote - Angebot - devis - presupuesto - cotação



euoflex

A TOUCH  
OF SHADE

euoflex srl

via Pacinotti, 14 | 35030

Rubano (Padova) Italia

T +39 049 629588

T +39 049 8933183

F +39 049 629703

[info@euoflex.cc](mailto:info@euoflex.cc)

[www.euoflex.cc](http://www.euoflex.cc)

FLEX PRICE CHOPIN