

A TOUCH OF SHADE

WHY
NOT
?

euromflex 

CANOPIES

FLEX PRICE SHAKESPEARE

CAPPOTTINE

canopies

Korbmarkisen


corbeilles

capotas

capotes

sistemi	systems	Systeme	systèmes	sistemas	sistemas
componenti	components	Komponenten	composants	componentes	componentes
accessori	accessories	Zubehöre	accessoires	accesorios	acessórios
per tende	for	für	pour bannes	para	para
da sole	awnings	Markisen	stores	toldos	toldos

 con tettuccio with hood mit Schutzdach avec auvent con tejadillo com telhado	 con guscio with cassette - guscio mit Gehäuse - guscio avec coffre - guscio com cofre-guscio com caja-guscio	 bracci sovrapponibili crossing arm system Arme-Senkvorrichtung kit abaissement bras kit bajando brazo kit redusáu braço	 modulare modular modulierbar moduler modular modular
 con arganello with reduction winch mit Wunsch avec treuil con máquina sinfín com sarilho	 con motore with motor mit Motor avec moteur con motor com motor	 terminale leggero light terminal bar leichtes Ausfallprofil barre de charge légère barra de carga ligera barra terminal leve	 terminale pesante heavy terminal bar schweres Ausfallprofil barre de charge lourde barra de carga pesada barra terminal pesada
 tubo avvolgitore Ø 60 Ø 60 roller tube Tuchwelle Ø 60 tube enrouleur Ø 60 tubo de enrollo Ø 60 tubo enrolador Ø 60	 tubo avvolgitore Ø 70 Ø 70 roller tube Tuchwelle Ø 70 tube enrouleur Ø 70 tubo de enrollo Ø 70 tubo enrolador Ø 70	 tubo avvolgitore Ø 78 Ø 78 roller tube Tuchwelle Ø 78 tube enrouleur Ø 78 tubo de enrollo Ø 78 tubo enrolador Ø 78	 tubo avvolgitore Ø 85 Ø 85 roller tube Tuchwelle Ø 85 tube enrouleur Ø 85 tubo de enrollo Ø 85 tubo enrolador Ø 85
 installazione parete wall installation Wandmontage dressage au mur instalación pared instalação parede	 installazione soffi tto ceiling installation Deckenmontage dressage plafond instalación techo instalação teto	 installazione laterale lateral installation Seitenmontage dressage latéral instalación lateral instalação lateral	
 altezza max cm max height cm maximale Höhe cm hauteur max cm alto máx cm altura max cm	 larghezza max cm max width cm maximale Breite cm largeur max cm ancho máx cm largura max cm	 sporgenza max cm max projection cm maximale Ausladung cm avancée maximale cm salida máx cm saliência max cm	
 classe 2: sporgenza max cm class 2: max projection cm Klasse 2: max. Ausladung cm classe 2: avancée maximale cm clase 2: salida máx cm classe 2: saliência max cm	 classe 1: sporgenza max cm class 1: max projection cm Klasse 1: max. Ausladung cm classe 1: avancée maximale cm clase 1: salida máx cm classe 1: saliência max cm		

 Per un corretto funzionamento, il supporto per i bracci incrociati può essere usato con un'angolazione massima della tenda di 40°.	Für einen korrekten Betrieb, die gekreuzte Arme-Senkvorrichtung soll mit maximaler 40° Neigung der Markise verwendet werden.	Para una explotación correcta, el soporte para los brazos cruzados debe utilizarse con una inclinación máxima del toldo de 40°.
For a correct operation, the support for crossed arms should be used with a maximum awning angle of 40°.	Pour un bon fonctionnement, le support pour les bras croisés peut être utilisé avec un angle maximal du store de 40°.	Para um funcionamento correcto, o apoio para os braços cruzados deve ser utilizado com uma inclinação máxima do toldo de 40°.

TUTTE LE MISURE DEI BRACCI SONO INTESE PER SPORGENZA TENDA


JEDE DIMENSION DER ARME BEZIEHT SICH AUF DIE MARKISE-AUSLADUNG

TODAS LAS MEDIDAS DE LOS BRAZOS SE ENTIENDEN POR SALIDA DEL TOLDO

ALL ARM DIMENSIONS ARE REFERRED TO THE AWNING PROTECTION

TOUTES LES MESURES DES BRAS SONT ENTENDUES EN CONSIDERANT L'AVANCEE DU STORE

TODAS AS MEDIDAS DOS BRAÇOS SÃO ENTENDIDAS COMO SALIÊNCIA DO TOLDO

 CP = coppia - pair - Paar - paire - pareja - par
PZ = pezzi - pieces - Stück - pièces - pieza - peças
ML = metro lineare - linear meter - Laufmeter - mètre linéaire - metro lineal - metro linear

tenda
awning
store
markise
toldo
toldo

sporgenza max cm
maximum projection cm
maximale Ausladung cm
avancée maximale cm
salida máx cm
saliência máxima cm

numero pagina
page no.
Seite Nr.
page n°
número de página
página número

CLASSIC CANOPIES

for projections up to 1,8 meters

VIVALDI	180 cm	6
PUCCINI	180 cm	8
VERDI	180 cm	10
ROSSINI	180 cm	12

DOME CANOPIES

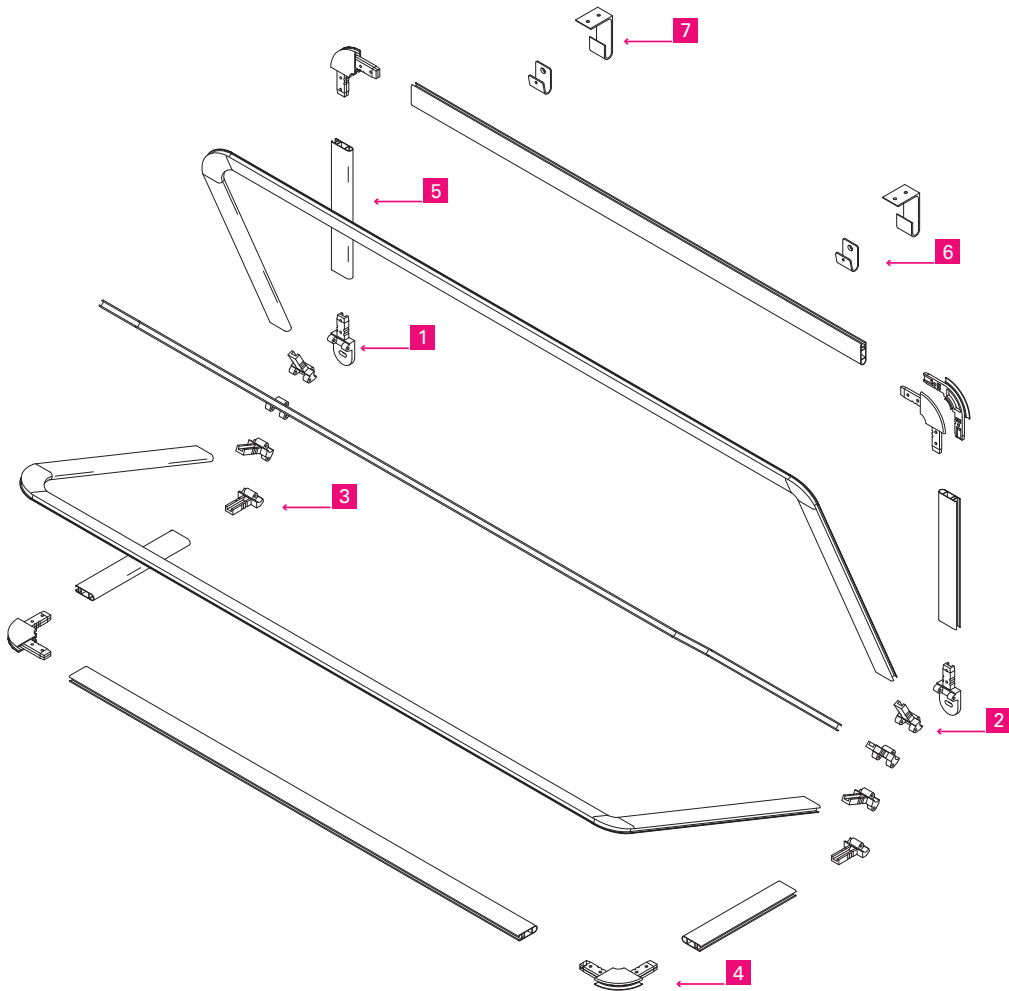
for projections up to 1,6 meters

TOSCANINI	160 cm	16
DONIZETTI	160 cm	18
SALIERI	160 cm	20
ALBINONI	160 cm	22

VIVALDI

sporgenza max
max projection
maximale Ausladung
avancée maximale
salida máx
saliência máxima

180 cm



!
ALL ELEMENTS
ON PAGE 14

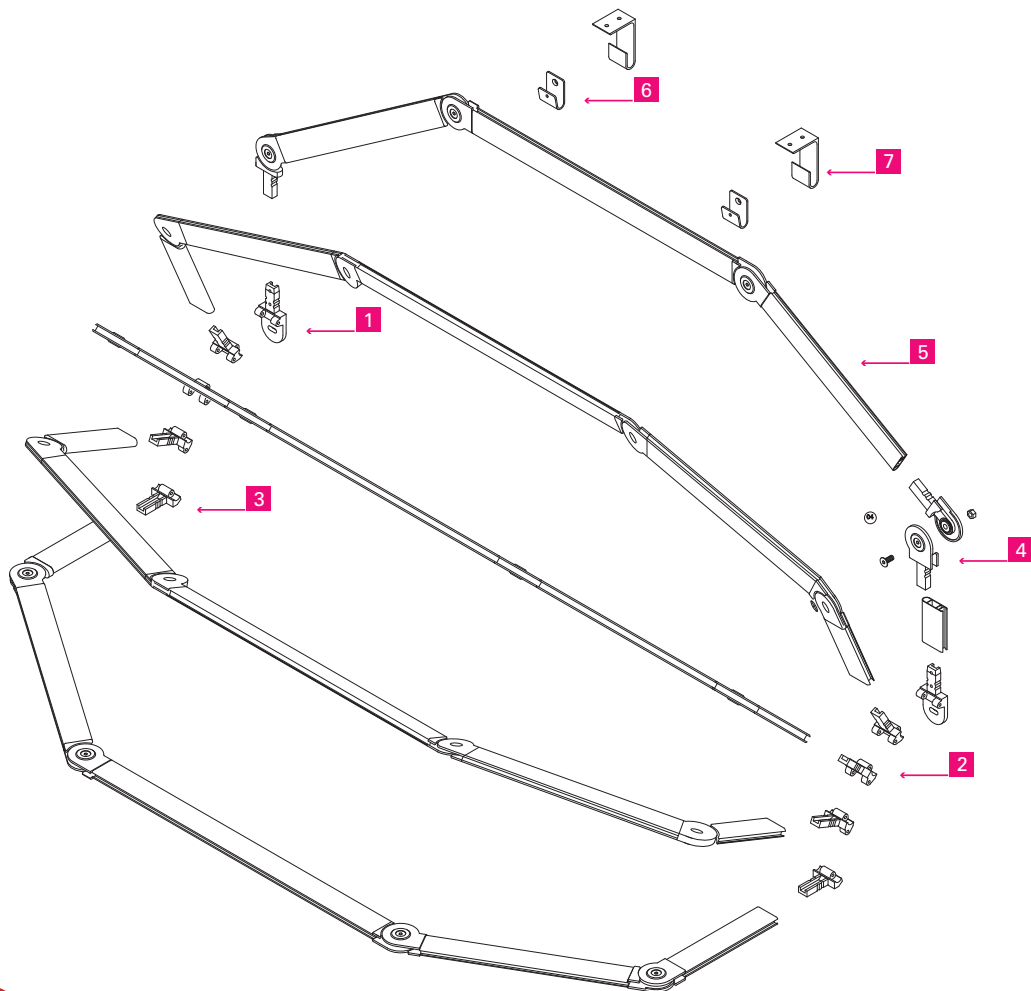
2x	2x	7XL	kit vivaldi kit vivaldi kit vivaldi kit vivaldi kit vivaldi			1 PZ
6x	10x		$1(x2) + 2(x6) + 3(x2) + 4(x10)$			

N°					€
1		7XL201	<p>pedino iniziale top foot Federendscharnier ped initial base inicial pé inicial</p>	1 PZ	
2		7XL202	<p>pedino intermedio intermediate foot Zwischenscharnier ped intermédiaire base intermedia pé intermedio</p>	1 PZ	
3		7XL203	<p>pedino finale end foot Nutenscharnier ped final base final pé final</p>	1 PZ	
4		7XL208	<p>curva completa complete bend Komplette Kurve 90° courbe complète curva completa curva inteira</p>	1 PZ	
5		ESTRCBL7000	<p>profilo cappottina canopies profile Korbmarkise-Profil profil corbeilles perfil capotina perfil capote</p>		700 cm 5 PZ
6		PF210	<p>staffa parete cappottina canopies wall bracket Korbmarkise-Wandkonsole étrier mur corbeilles soporte pared capotina estribo parede capote</p>	1 PZ	
7		PF211	<p>staffa soffitto cappottina canopies ceiling bracket Korbmarkise-Deckenkonsole étrier plafond corbeilles soporte techo capotina estribo teto capote</p>	1 PZ	


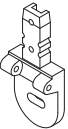
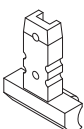





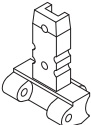
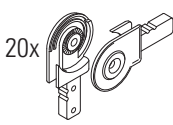
PUCCINI

sporgenza max
 max projection
 maximale Ausladung
 avancée maximale
 salida máx
 saliência máxima

180 cm



!
 ALL ELEMENTS
 ON PAGE 14

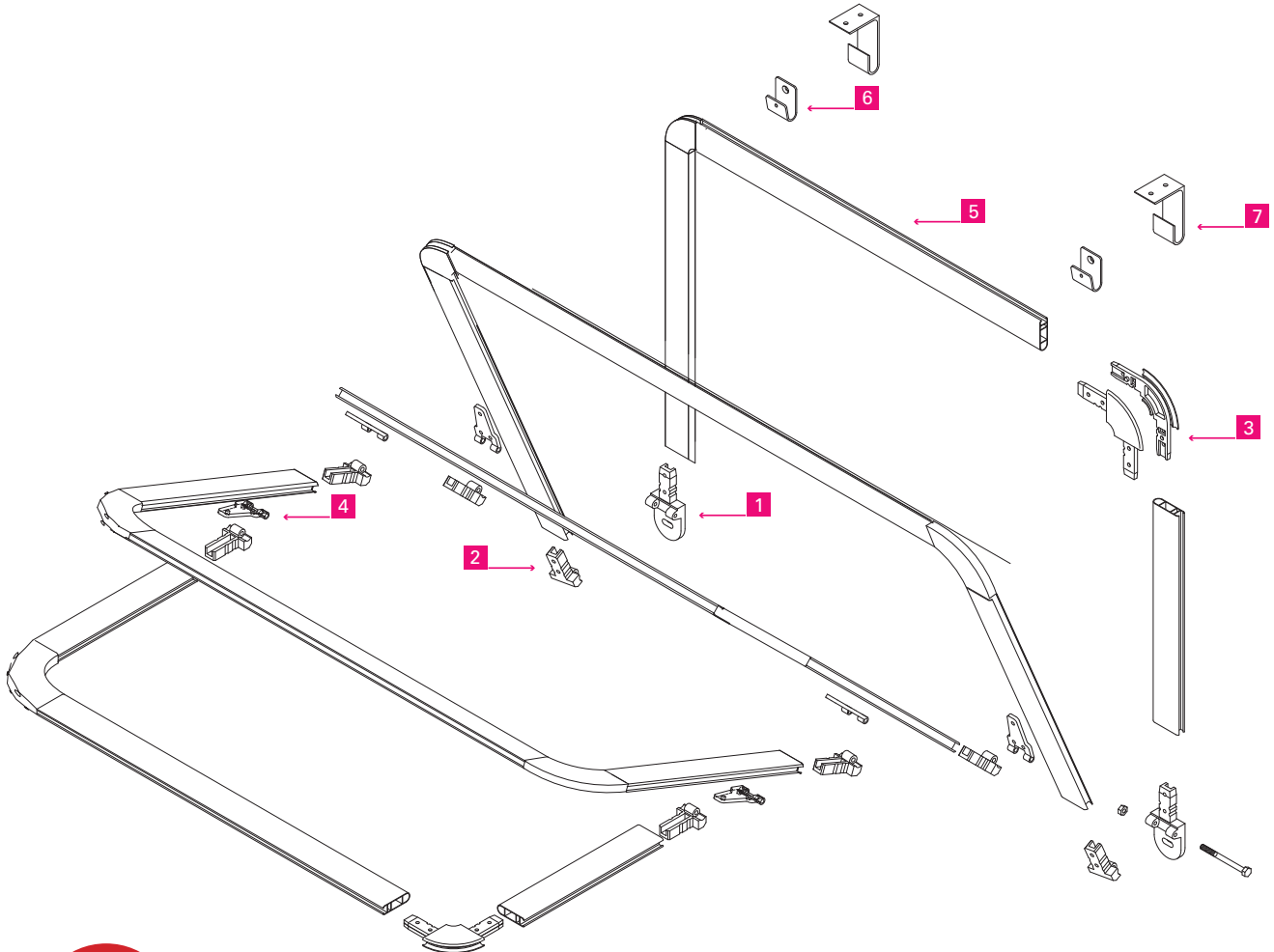
 2x  2x 	 7XLU		kit puccini kit puccini kit puccini kit puccini kit puccini			 1 PZ	
6x  20x 			$1(x2) + 2(x6) + 3(x2) + 4(x20)$				

N°					€
1		7XL201	<p>pedino iniziale top foot Federendscharnier ped initial base inicial pé inicial</p>	1 PZ	
2		7XL202	<p>pedino intermedio intermediate foot Zwischenscharnier ped intermédiaire base intermedia pé intermedio</p>	1 PZ	
3		7XL203	<p>pedino finale end foot Nutenscharnier ped final base final pé final</p>	1 PZ	
4		CURGRAD	<p>curva graduabile completa complete adjustable bend komplett abstufare-Kurve courbe graduable complet curva graduabile completa curva graduável inteira</p>	1 PZ	
5		ESTRCBL7000	<p>profilo cappottina canopies profile Korbmarkise-Profil profil corbeilles perfil capotina perfil capote</p>	700 cm	5 PZ
6		PF210	<p>staffa parete cappottina canopies wall bracket Korbmarkise-Wandkonsole étrier mur corbeilles soporte pared capotina estribo parede capote</p>	1 PZ	
7		PF211	<p>staffa soffitto cappottina canopies ceiling bracket Korbmarkise-Deckenkonsole étrier plafond corbeilles soporte techo capotina estribo teto capote</p>	1 PZ	







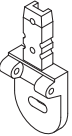
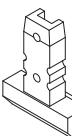
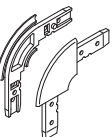

VERDI





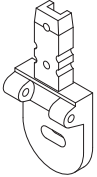
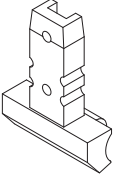
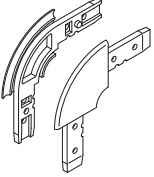
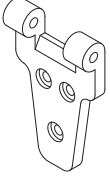
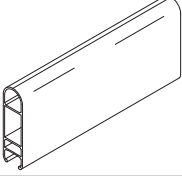
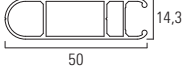

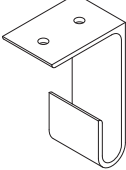
sporgenza max
max projection
maximale Ausladung
avancée maximale
salida máx
saliência máxima

180 cm



!
ALL ELEMENTS
ON PAGE 14

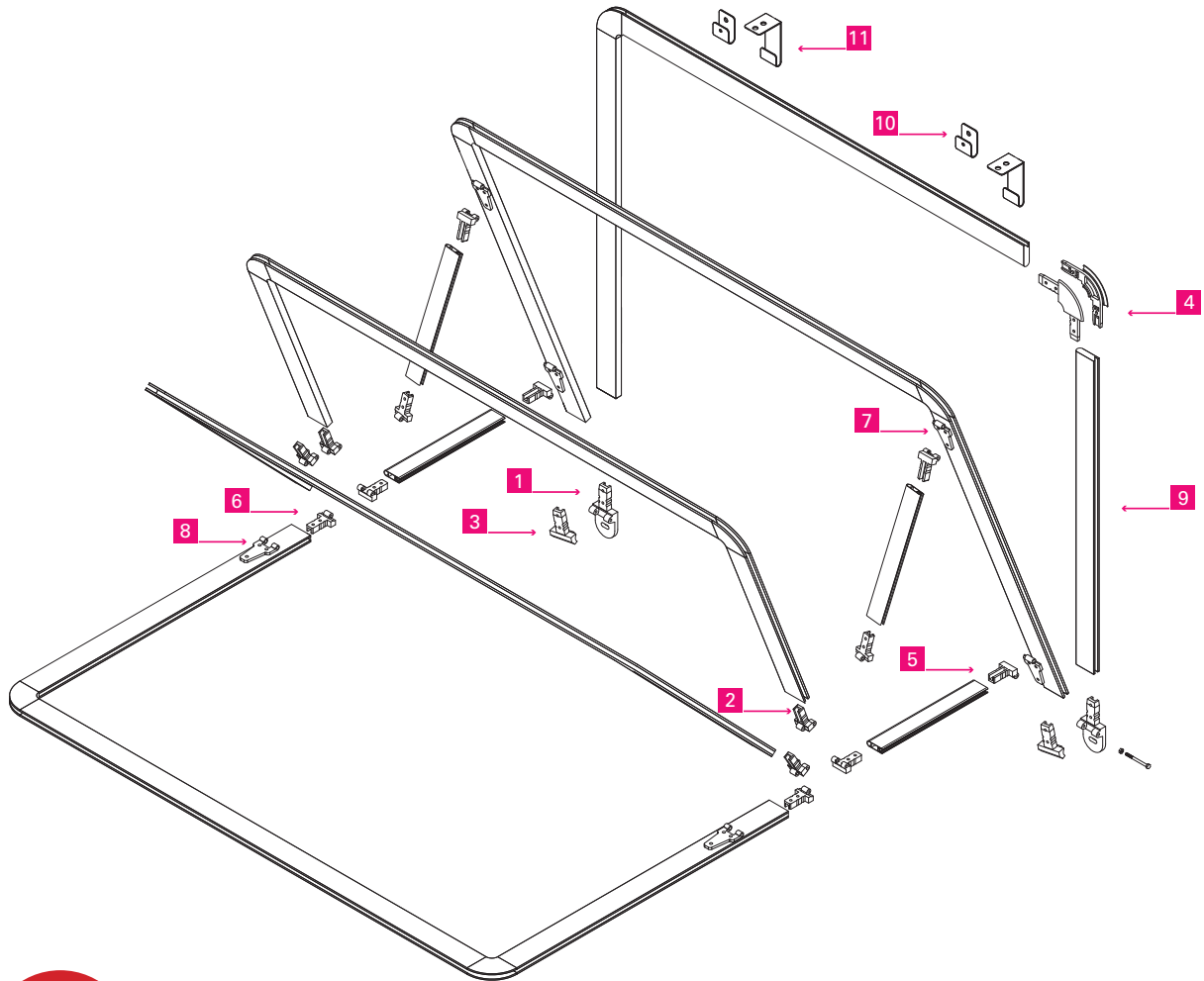
					
2x 	8x 	7XLV	kit verdi kit verdi kit verdi kit verdi kit verdi	1 PZ	
10x 	6x 		$1(x2) + 2(x8) + 3(x10) + 4(x6)$		

N°					€		
1		7XL201	<p> piedino iniziale top foot Federendscharnier pied initial base inicial pé inicial</p>		1 PZ		
2		7XL203	<p> piedino finale end foot Nutenscharnier pied final base final pé final</p>		1 PZ		
3		7XL208	<p> curva completa complete bend Komplette Kurve 90° courbe complète curva completa curva inteira</p>		1 PZ		
4		7XL207	<p> battuta femmina female ledge Federanschlagscharnier butée femelle regleta hembra calço fêmea</p>		1 PZ		
5		ESTRCBL7000	<p> profilo cappottina canopies profile Korbmarkise-Profil profil corbeilles perfil capotina perfil capote</p>		700 cm	5 PZ	
6		PF210	<p> staffa parete cappottina canopies wall bracket Korbmarkise-Wandkonsole étrier mur corbeilles soporte pared capotina estribo parede capote</p>			1 PZ	
7		PF211	<p> staffa soffitto cappottina canopies ceiling bracket Korbmarkise-Deckenkonsole étrier plafond corbeilles soporte techo capotina estribo teto capote</p>			1 PZ	

ROSSINI



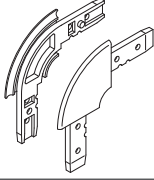
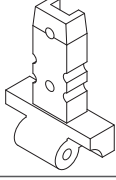
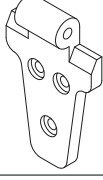
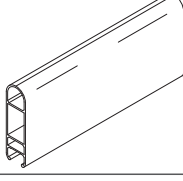
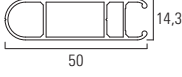
sporgenza max
max projection
maximale Ausladung
avancée maximale
salida máx
saliència máxima

180 cm



!
ALL ELEMENTS
ON PAGE 14

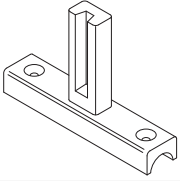
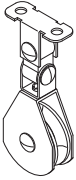
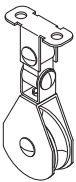

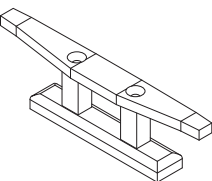
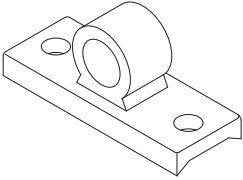
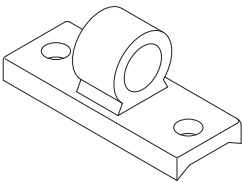
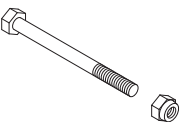
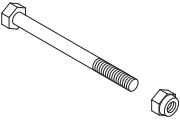
N°					€
2x 4x 2x 10x 6x 4x 4x 2x	7XLR	kit rossini kit rossini kit rossini kit rossini kit rossini $1(x2) + 2(x4) + 3(x2) + 4(x10) + 5(x6) + 6(x4) + 7(x4) + 8(x2)$		1 PZ	
1 	7XL201	piedino iniziale top foot Federendscharnier pied initial base inicial pé inicial		1 PZ	







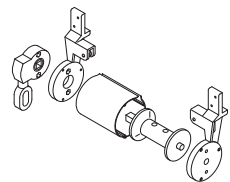
N°					€		
2		7XL202	<p> piedino intermedio intermediate foot Zwischenscharnier ped intermédiaire base intermedia pé intermédiaire</p>		1 PZ		
3		7XL203	<p> piedino finale end foot Nutenscharnier ped final base final Pé final</p>		1 PZ		
4		7XL208	<p> curva completa complete bend Komplette Kurve 90° courbe complète curva completa curva inteira</p>		1 PZ		
5		7XL204	<p> innesto femmina female wedge Nutenscharnier raccord femelle empalme hembra acoplamento fêmea</p>		1 PZ		
6		7XL205	<p> innesto maschio male wedge Nutenscharnier raccord mâle empalme macho acoplamento macho</p>		1 PZ		
7		7XL206	<p> battuta maschio male ledge Wandscharnier butée mâle regleta macho calço macho</p>		1 PZ		
8		7XL207	<p> battuta femmina female ledge Federanschlagscharnier butée femelle regleta hembra calço fêmea</p>		1 PZ		
9		ESTRCBL7000	<p> profilo cappottina canopies profile Korbmarkise-Profil profil corbeilles perfil capotina perfil capote</p>		700 cm	5 PZ	
10		PF210	<p> staffa parete cappottina canopies wall bracket Korbmarkise-Wandkonsole étrier mur corbeilles soporte pared capotina estribo parede capote</p>			1 PZ	
11		PF211	<p> staffa soffitto cappottina canopies ceiling bracket Korbmarkise-Deckenkonsole étrier plafond corbeilles soporte techo capotina estribo teto capote</p>			1 PZ	



ALL ELEMENTS

verdi, rossini, vivaldi, puccini

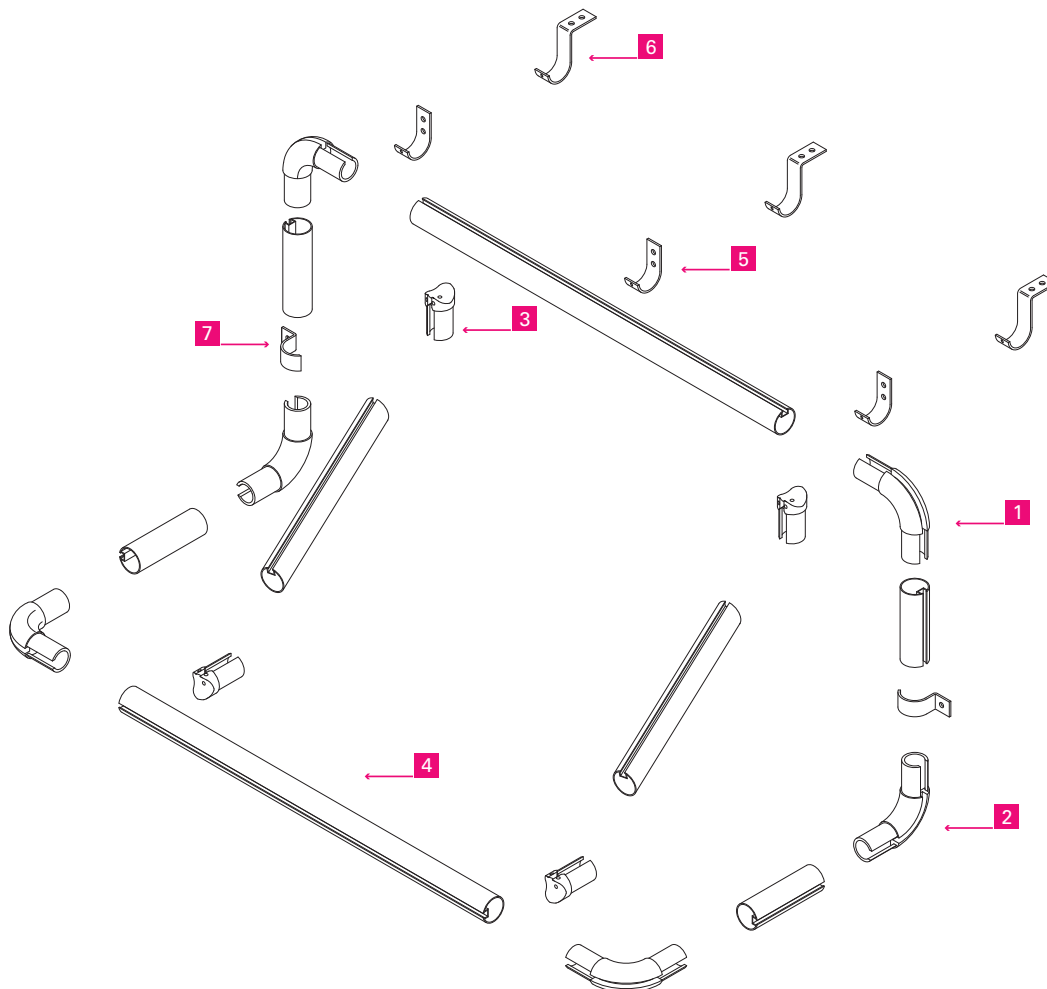
	TIRCAP	tirante tightening system Spannteil tirant tirante tirante	1 PZ	
	AC209Z	carrucola zincata zincated pulley verzinkte Seilrolle poulie galvanisée carrucha cincada roldana zincada	1 PZ	
	AC209IX	carrucola inox inox pulley inox Seilrolle poulie inox carrucha inox Schnurrolle Inox	1 PZ	
	AC209TL	carrucola termolaccata lacquered pulley thermo-lackierte Seilrolle poulie thermolaquée carrucha termolaccata roldana termo lacada	1 PZ	
	PFBIT	bitta avvolgifune rope wrap handle Schnurhalter support enroulement du câble enganche cuerda suporte enrola corda	1 PZ	
	7XLPCO	passa corda orizzontale horizontal eye-bolt waagerechte Schnur-Führung passe-cordon horizontal pasacuerda horizontal passa-corda horizontal	1 PZ	
	7XLPCV	passa corda verticale vertical eye-bolt vertikale Schnur-Führung passe-cordon vertical pasacuerda vertical passa-corda vertical	1 PZ	
	TEM5X558-8	vite TE 5x55 con dado autobloccante 8.8 TE 5x55 screw with 8.8 lock nut Schrauben TE 5X55 mit selbstsichernder Nuss 8.8 verzinkt vis TE 5x55 avec écrou de butée 8.8 tornillo TE 5x55 con tuerca autobloccante 8.8 parafuso sextavado 5x55 com porca auto-blocante 8.8	1 PZ	
	TEM5X55A2	vite TE 5x55 con dado autobloccante inox TE 5x55 screw with inox lock nut Schrauben TE 5x55 mit Edelstahl-Feststellmutter vis TE 5x55 avec écrou de butée inox tornillo te 5x55 con tuerca autobloccante inox parafuso sextavado 5x55 com porca auto-blocante inox	1 PZ	

N° 					€ 
	<p>PFARGCAP</p>	<p>kit argano cappottina canopies gear kit Korbmarkisen Winsch-Kit kit porte-treuil corbeilles kit máquina sinfín capota kit sarilho capote</p>		<p>1 PZ</p>	

TOSCANINI

sporgenza max
max projection
maximale Ausladung
avancée maximale
salida máx
saliência máxima

160 cm



ATTENTION

per larghezze da 200 a 300 cm: + 1 trasverso;
per larghezze da 300 a 400 cm: + 2 trasversi.







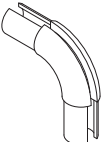
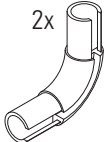
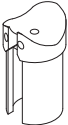
für Breiten von 200 bis 300 cm: + 1 querträger;
für Breiten von 300 bis 400 cm: + 2 querträger.

para anchuras de 200 hasta 300 cm + 1 trasverso;
para anchura de 300 hasta 400 cm: + 2 trasverso.

for widths from 200 to 300 cms: +1 transverse;
for widths from 300 to 400 cms: + 2 transverses.

pour largeurs de 200 jusqu'à 300 cm: + 1 tirant;
pour largeurs de 300 jusqu'à 400 cm: + 2 tirants.

para larguras de 200 a 300 cm: +1 trasverso;
para larguras de 300 a 400 cm: +2 transversos.

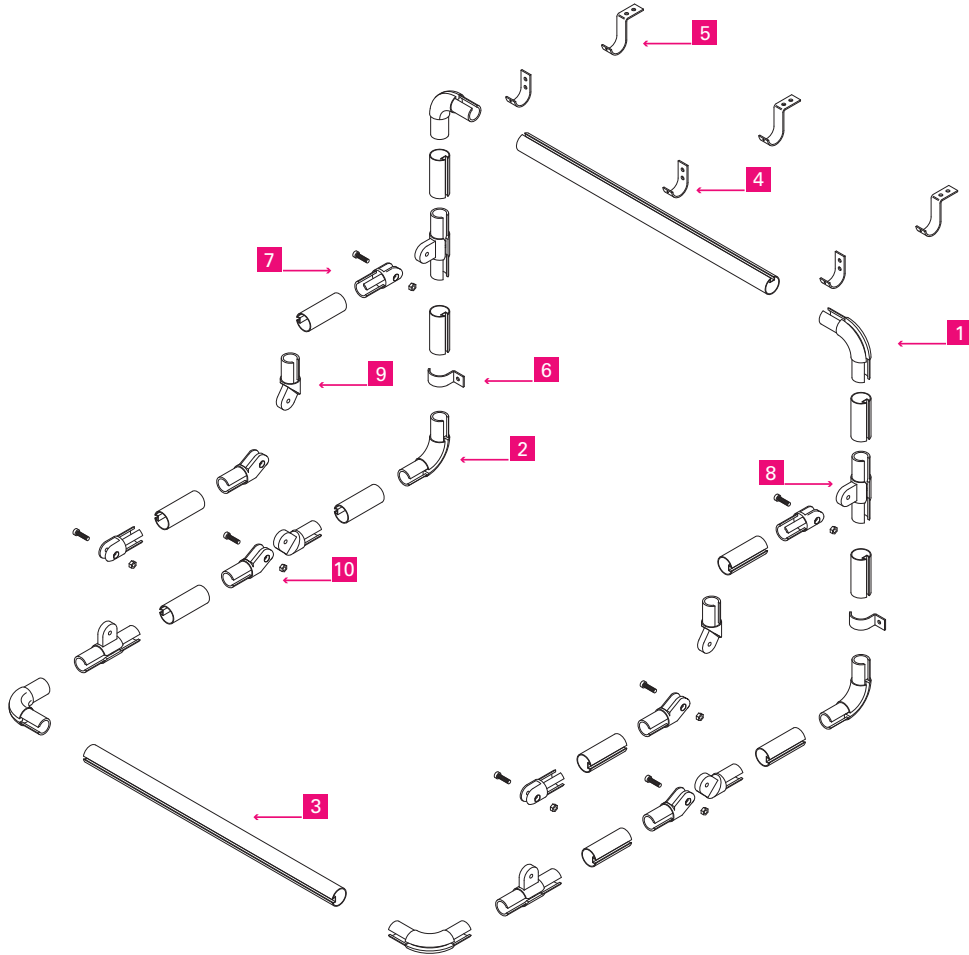
					
4x  2x 	11XLCVIS	kit toscanini kit toscanini kit toscanini kit toscanini kit toscanini		1 PZ	
4x 		$1(x4) + 2(x2) + 3(x4)$			

N°						€
1		11XLCSC	<p>curva 90° spacco centrale 90° bend profile with central cut Kurve 90° mit zentralem Schlitz courbe 90° avec rainure centrale curva 90° abertura central curva 90° fenda central</p>		1 PZ	
2		11XLCSL	<p>curva 90° spacco laterale 90° bend profile with side cut Kurve 90° mit lateralem Schlitz courbe 90° rainure latérale curva 90° abertura lateral curva 90° fenda lateral</p>		1 PZ	
3		11XLITAT	<p>inserto terminale profilo end profile profile end joint Kupplung für Ausfallprofil branche pour profil terminal inserto barra de carga suplemento barra terminal perfil</p>		1 PZ	
4		ESTRCTL7000	<p>profilo cappotta tonda profile dome canopy Ausfallprofil für Runde Korbmarkise profil corbeille ronde perfil capota redonda perfil capote redondo</p>		700 cm	5 PZ
5		11XLSAP	<p>staffa parete cappotta tonda wall bracket for dome canopies Wandkonsole für runde-Korbmarkisen étrier mural pour corbeille ronde soporte pared capota redonda estribo parede capote redondo</p>		1 PZ	
6		11XLSAS	<p>staffa soffitto cappotta tonda ceiling bracket for dome canopy Runde Korbmarkise-Deckenkonsole étrier plafond corbeille ronde soporte techo capota redonda estribo teto capote redondo</p>		1 PZ	
7		11XLSAL	<p>staffa laterale cappotta tonda side bracket for dome canopy Runde-Korbmarkisen Seitenkonsole étrier de fixation lateral pour courbeille ronde soporte lateral capota redonda estribo lateral capote redondo</p>		1 PZ	

DONIZETTI

sporgenza max
 max projection
 maximale Ausladung
 avancée maximale
 salida máx
 saliència máxima

160 cm



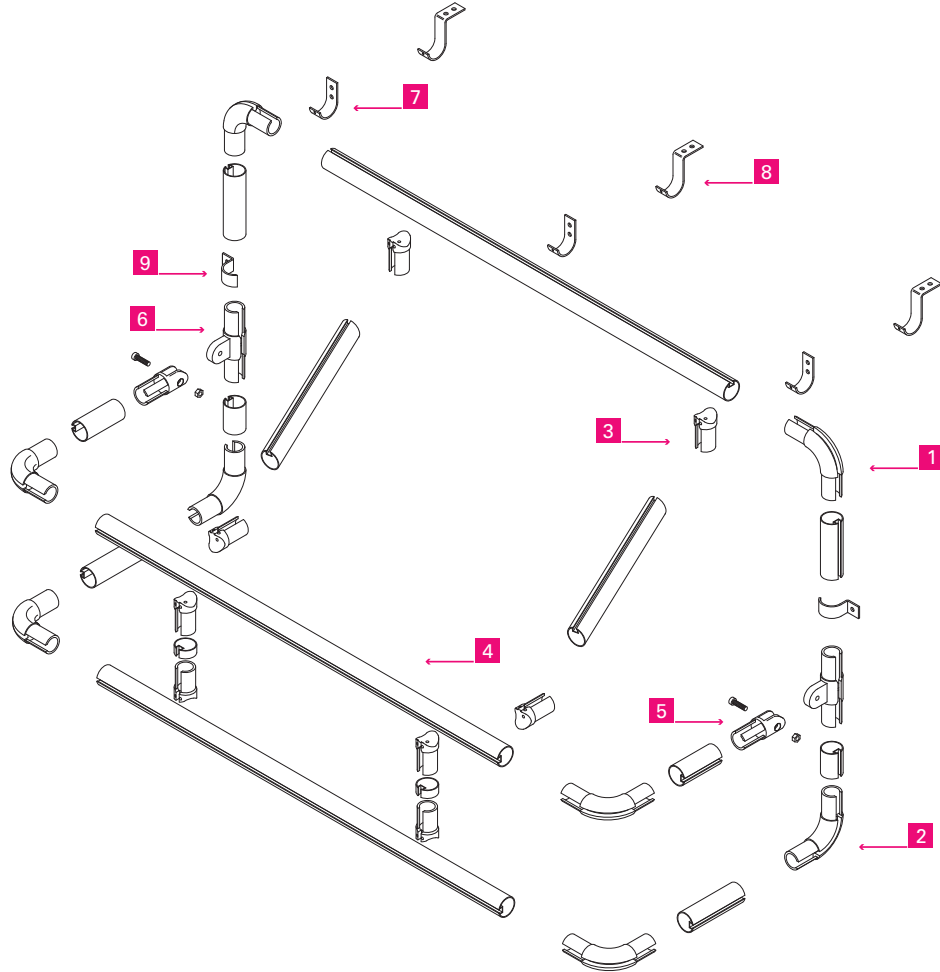
						€
4x	2x	11XLCVISR	kit donizetti kit donizetti kit donizetti kit donizetti kit donizetti	1(x4) + 2(x2) + 7(x4) + 8(x4) + 9(x4) + 10(x4)	1 PZ	
4x	4x					
4x	4x					

N°						
1		11XLCSC	<p>curva 90° spacco centrale 90° bend profile with central cut Kurve 90° mit zentralem Schlitz courbe 90° avec rainure centrale curva 90° abertura central curva 90° fenda central</p>	1 PZ		
2		11XLCSL	<p>curva 90° spacco laterale 90° bend profile with side cut Kurve 90° mit lateralem Schlitz courbe 90° rainure latérale curva 90° abertura lateral curva 90° fenda lateral</p>	1 PZ		
3		ESTRCTL7000	<p>profilo cappotta tonda profile dome canopy Ausfallprofil für Runde Korbmarkise profil corbeille ronde perfil capota redonda perfil capote redondo</p>		700 cm	5 PZ
4		11XLSAP	<p>staffa parete cappotta tonda wall bracket for dome canopies Wandkonsole für runde-Korbmarkisen étrier mural pour corbeille ronde soporte pared capota redonda estribo parede capote redondo</p>			1 PZ
5		11XLSAS	<p>staffa soffitto cappotta tonda ceiling bracket for dome canopy Runde Korbmarkise-Deckenkonsole étrier plafond corbeille ronde soporte techo capota redonda estribo teto capote redondo</p>			1 PZ
6		11XLSAL	<p>staffa laterale cappotta tonda side bracket for dome canopy Runde-Korbmarkisen Seitenkonsole étrier de fixation lateral pour courbeille ronde soporte lateral capota redonda estribo lateral capote redondo</p>			1 PZ
7		11XLSGR	<p>snodo a 180° 180° articulated joint 180° Knickengelenk articulation à 180° articulación 180° junta a 180°</p>			1 PZ
8		11XLSIT	<p>snodo intermedio "T" "T" shaped middle joint "T" Zwischen Gelenk articulation intermédiaire en "T" articulación intermedio "T" junta intermedia "T"</p>			1 PZ
9		11XLSM	<p>snodo a 45° maschio 45° male articulated joint 45° Gelenk mit Stecker articulation à 45° mâle articulación 45° macho junta a 45° macho</p>			1 PZ
10		11XLSF	<p>snodo a 45° femmina 45° female articulated joint 45° Steckbuchsenteil articulation à 45° femelle articulación 45° hembra junta 45° fêmea</p>			1 PZ

SALIERI

sporgenza max
max projection
maximale Ausladung
avancée maximale
salida máx
saliència máxima

160 cm



ATTENTION

per larghezze da 200 a 300 cm: + 1 traverso;
per larghezze da 300 a 400 cm: + 2 traversi.

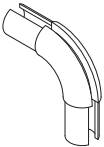
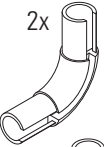

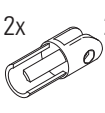

für Breiten von 200 bis 300 cm: + 1 querträger;
für Breiten von 300 bis 400 cm: + 2 querträger.





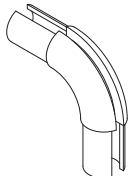
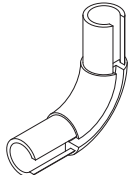
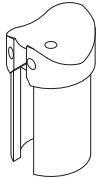
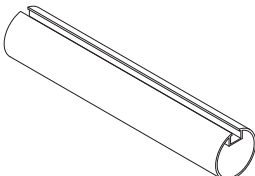
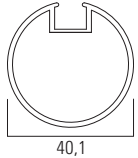
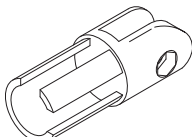
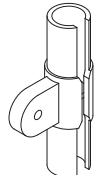
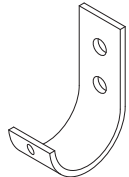
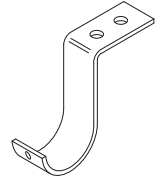
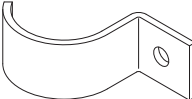
para anchuras de 200 hasta 300 cm + 1 transverso;
para anchura de 300 hasta 400 cm: + 2 transversos.

for widths from 200 to 300 cms: +1 transverse;
for widths from 300 to 400 cms: + 2 transverses.

pour largeurs de 200 jusqu'à 300 cm: + 1 tirant;
pour largeurs de 300 jusqu'à 400 cm: + 2 tirants.

para larguras de 200 a 300 cm: +1 transverso;
para larguras de 300 a 400 cm: + 2 transversos.

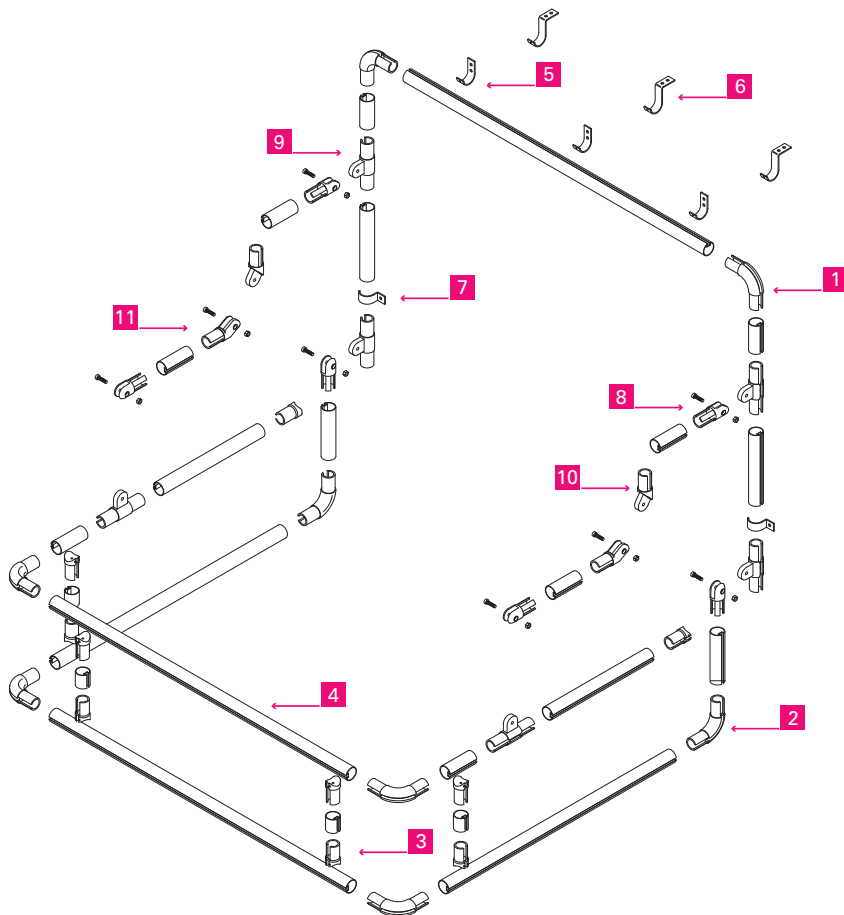
📦	📏	📐	📏	📦	€
<p>6x  2x </p> <p>8x  2x  2x </p>	11XLCPOS	<p>kit salieri kit salieri kit salieri kit salieri kit salieri</p> <p>1(x6)+2(x2)+3(x8)+5(x2)+6(x2)</p>		1 PZ	

N°					€	
1		11XLCSC	<p>curva 90° spacco centrale 90° bend profile with central cut Kurve 90° mit zentralem Schlitz courbe 90° avec rainure centrale curva 90° abertura central curva 90° fenda central</p>		1 PZ	
2		11XLCSL	<p>curva 90° spacco laterale 90° bend profile with side cut Kurve 90° mit lateralem Schlitz courbe 90° rainure latérale curva 90° abertura lateral curva 90° fenda lateral</p>		1 PZ	
3		11XLITAT	<p>inserto terminale profilo end profile profile end joint Kupplung für Ausfallprofil branche pour profil terminal inserto barra de carga suplemento barra terminal perfil</p>		1 PZ	
4		ESTRCTL7000	<p>profilo cappotta tonda profile dome canopy Ausfallprofil für Runde Korbmarkise profil corbeille ronde perfil capota redonda perfil capote redondo</p>		700 cm	5 PZ
5		11XLSGR	<p>snodo a 180° 180° articulated joint 180° Knickengelenk articulation à 180° articulación 180° junta a 180°</p>		1 PZ	
6		11XLSIT	<p>snodo intermedio "T" "T" shaped middle joint "T" Zwischen Gelenk articulation intermédiaire en "T" articulación intermedio "T" junta intermédia "T"</p>		1 PZ	
7		11XLSAP	<p>staffa parete cappotta tonda wall bracket for dome canopies Wandkonsole für Runde-Korbmarkisen étrier mural pour corbeille ronde soporte pared capota redonda estribo parede capote redondo</p>		1 PZ	
8		11XLSAS	<p>staffa soffitto cappotta tonda ceiling bracket for dome canopy Runde Korbmarkise-Deckenkonsole étrier plafond corbeille ronde soporte techo capota redonda estribo teto capote redondo</p>		1 PZ	
9		11XLSAL	<p>staffa laterale cappotta tonda side bracket for dome canopy Runde-Korbmarkisen Seitenkonsole étrier de fixation lateral pour courbeille ronde soporte lateral capota redonda estribo lateral capote redondo</p>		1 PZ	

ALBINONI

sporgenza max
max projection
maximale Ausladung
avancée maximale
salida máx
saliência máxima

160 cm



N°					€	
6x		2x		11XLCPOSR kit albinoni kit albinoni kit albinoni kit albinoni kit albinoni 1(x6) + 2(x2) + 3(x10) + 8(x6) + 9(x6) + 10(x2) + 11(x2)	1 PZ	
10x		6x		6x		
2x		2x				
1			11XLCSC curva 90° spacco centrale 90° bend profile with central cut Kurve 90° mit zentralem Schlitz courbe 90° avec rainure centrale curva 90° abertura central curva 90° fenda central		1 PZ	

N°					€
2		11XLCSL	<p>curva 90° spacco laterale 90° bend profile with side cut Kurve 90° mit lateralem Schlitz courbe 90° rainure latérale curva 90° abertura lateral curva 90° fenda lateral</p>		1 PZ
3		11XLITAT	<p>inserto terminale profilo end profile profile end joint Kupplung für Ausfallprofil branche pour profil terminal inserto barra de carga suplemento barra terminal perfil</p>		1 PZ
4		ESTRCTL7000	<p>profilo cappotta tonda profile dome canopy Ausfallprofil für Runde Korbmarkise profil corbeille ronde perfil capota redonda perfil capote redondo</p>		700 cm 5 PZ
5		11XLSAP	<p>staffa parete cappotta tonda wall bracket for dome canopies Wandkonsole für runde-Korbmarkisen étrier mural pour corbeille ronde soporte pared capota redonda estribo parede capote redondo</p>		1 PZ
6		11XLSAS	<p>staffa soffitto cappotta tonda ceiling bracket for dome canopy Runde Korbmarkise-Deckenkonsole étrier plafond corbeille ronde soporte techo capota redonda estribo teto capote redondo</p>		1 PZ
7		11XLSAL	<p>staffa laterale cappotta tonda side bracket for dome canopy Runde-Korbmarkisen Seitenkonsole étrier de fixation lateral pour courbeille ronde soporte lateral capota redonda estribo lateral capote redondo</p>		1 PZ
8		11XLSGR	<p>snodo a 180° 180° articulated joint 180° Knickengelenk articulation à 180° articulación 180° junta a 180°</p>		1 PZ
9		11XLSIT	<p>snodo intermedio "T" "T" shaped middle joint "T" Zwischen Gelenk articulation intermédiaire en "T" articulación intermedio "T" junta intermedia "T"</p>		1 PZ
10		11XLSM	<p>snodo a 45° maschio 45° male articulated joint 45° Gelenk mit Stecker articulation à 45° mâle articulación 45° macho junta a 45° macho</p>		1 PZ
11		11XLSF	<p>snodo a 45° femmina 45° female articulated joint 45° Steckbuchsenteil articulation à 45° femelle articulación 45° hembra junta a 45° fêmea</p>		1 PZ

AVAILABLE COLOURS

	RAL9010	RAL7035	RAL1013	OTHER RAL
VIVALDI	STANDARD	STANDARD	STANDARD	to be quoted
PUCCINI	STANDARD	STANDARD	STANDARD	to be quoted
VERDI	STANDARD	STANDARD	STANDARD	to be quoted
ROSSINI	STANDARD	STANDARD	STANDARD	to be quoted
TOSCANINI	STANDARD	to be quoted	to be quoted	to be quoted
DONIZETTI	STANDARD	to be quoted	to be quoted	to be quoted
SALIERI	STANDARD	to be quoted	to be quoted	to be quoted
ALBINONI	STANDARD	to be quoted	to be quoted	to be quoted

RAL: ALTRI | OTHER | ANDERE | AUTRES | OTROS | OUTROS

preventivo - quote - Angebot - devis - presupuesto - cotação



tende a bracci
su barra quadra

Gelenkarmmarkisen
auf Vierkant-Tragrohr

toldos con brazos
sobre barra cuadrada

folding arm awnings
on square bar

stores a bras
articulés sur barre carrée

toldos com braços
sobre barra quadrada



tende a bracci
su staffe indipendenti

Tragrohrlose Markisen auf
unabhängige Armträger

toldos con brazos sobre
soportes independientes

folding arm awnings
on independent brackets

stores à bras en
étriers indépendants

toldos com braços sobre
estribos independentes



tende a bracci
con cassonetto

Kassettenmarkisen

toldos con brazos
con cajón

folding arm awnings
with cassette

stores à bras
avec coffre

toldos com braços
e caixote



tende a caduta

Fallarm Markisen

toldos de caída

drop awnings

stores à descente

toldos enroscáveis



tende per veranda

Terrassenbeschattungen

toldos para terrazas

veranda awnings

stores pour vérandas

toldos para varandas



cappottine

Korbmarkisen

capotas

canopies

corbeilles

capotes



gamma bracci &
accessori

Gelenkarme und
Zubehöre-Serie

gama brazos y
accesorios

arms' &
components' range

gamme de bras &
accessoires

gama braços &
acessórios



euroflex A TOUCH OF SHADE

euroflex srl

via pacinotti, 14 | 35030

rubano (padova) Italia

T +39 049 629588

T +39 049 8933183

F +39 049 629703

info@euroflex.cc

www.euroflex.cc

FLEX PRICE SHAKESPEARE